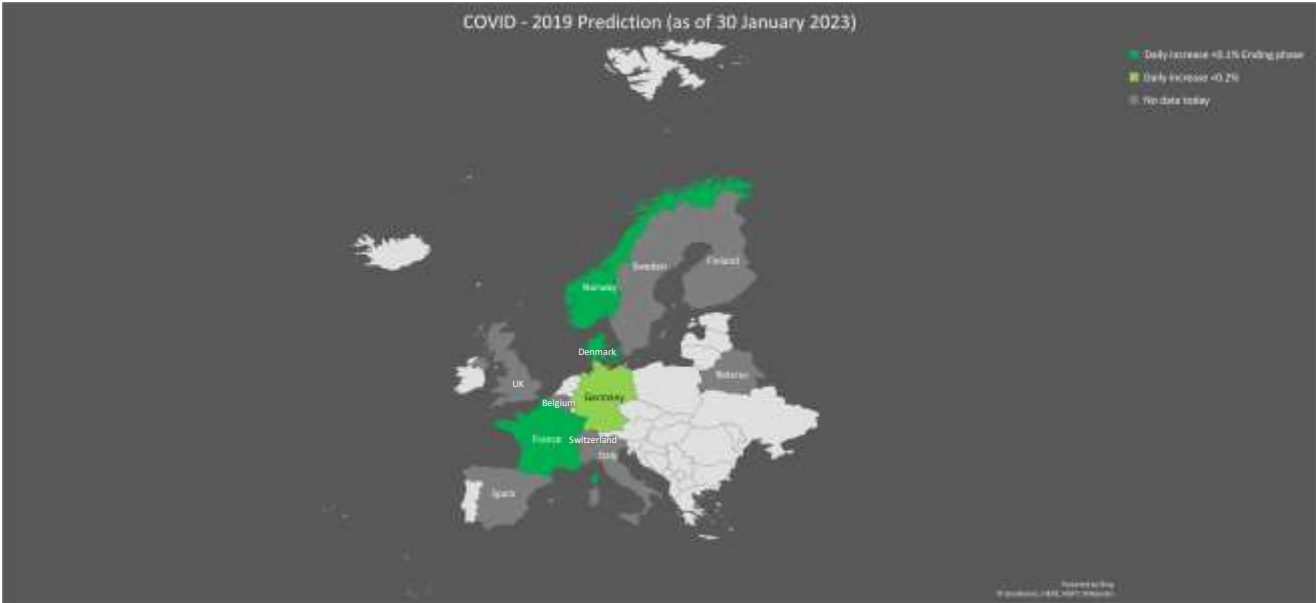


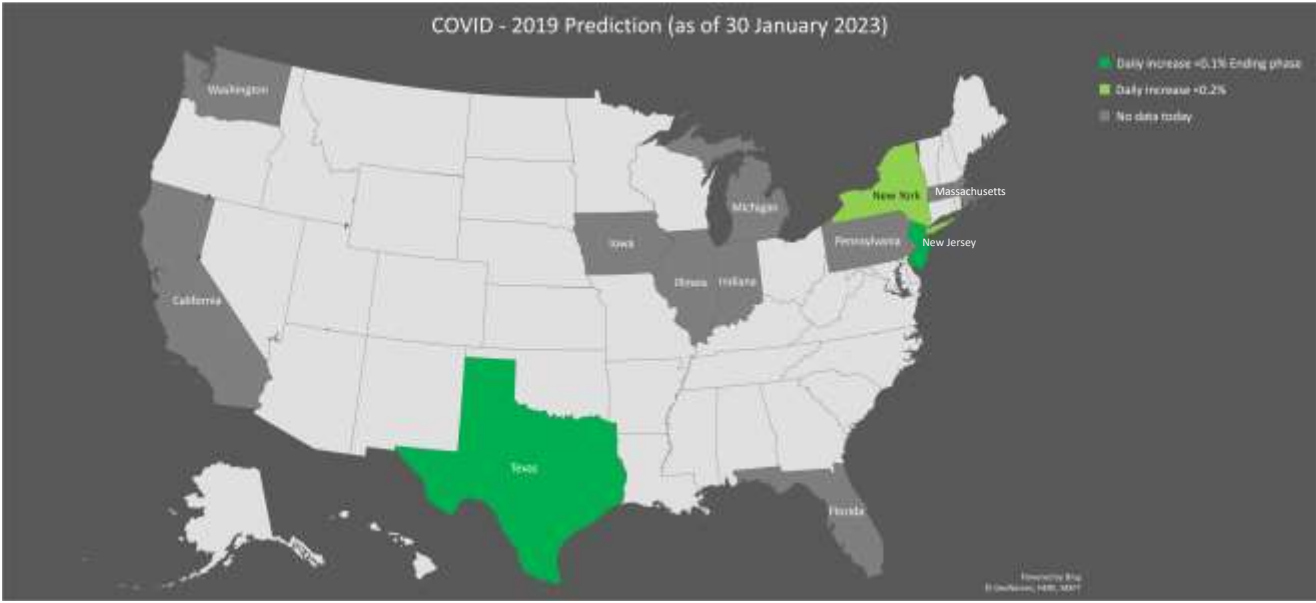
Countries	Total No. of cases	Nn/Nn-1	New cases/day	ANSO Member
Nepal	1,001,099	1.0000	3	✓
India	44,682,784	1.0000	65	✓
Peru	4,481,290	1.0000	44	
Thailand	4,726,984	1.0000	67	✓
Bangladesh	2,037,543	1.0000	37	✓
Denmark	3,173,137	1.0000	59	
Pakistan	1,576,286	1.0000	15	✓
Iran	7,564,252	1.0000	106	✓
Norway	1,477,784	1.0000	47	
Indonesia	6,729,756	1.0000	183	
Philippines	4,073,216	1.0001	259	
UAE	1,049,345	1.0001	71	
Sudan	63,742	1.0001	6	
France	39,517,451	1.0001	982	✓
United States	104,183,562	1.0001	7816	
Saudi Arabia	827,916	1.0001	55	
Singapore	2,216,458	1.0001	273	
Mexico	7,367,712	1.0002	789	✓
Chile	5,117,952	1.0002	1184	✓
Afghanistan	208,491	1.0003	56	
South Africa	4,055,720	1.0003	304	
Qatar	492,422	1.0003	139	
Canada	4,550,256	1.0004	1575	
Russia	21,944,400	1.0005	5979	✓
South Korea	30,157,017	1.0006	7416	
New Zealand	2,182,355	1.0007	1510	✓
Japan	32,475,641	1.0011	11280	
Germany	37,758,773	1.0017	19301	
Uruguay	1,032,710	1.0018	1129	✓
Morocco	1,272,229	xx	xx	✓
Brazil	36,809,608	xx	xx	✓
Australia	11,295,446	xx	xx	
Spain	13,731,478	xx	xx	
Belgium	4,691,499	xx	xx	✓
Colombia	6,356,309	xx	xx	
Sweden	2,693,458	xx	xx	
Finland	1,458,619	xx	xx	
Switzerland	4,385,701	xx	xx	
Honduras	470,337	xx	xx	
Kuwait	662,858	xx	xx	
Nigeria	266,463	xx	xx	
China	1,837,279	xx	xx	✓
Oman	399,449	xx	xx	
Iraq	2,465,545	xx	xx	
Argentina	10,037,135	xx	xx	✓
Italy	25,453,789	xx	xx	✓
UK	24,274,361	xx	xx	
Turkey	17,042,722	xx	xx	✓
Belarus	994,037	xx	xx	✓
Egypt	515,645	xx	xx	✓

Updated on 31 January 2023

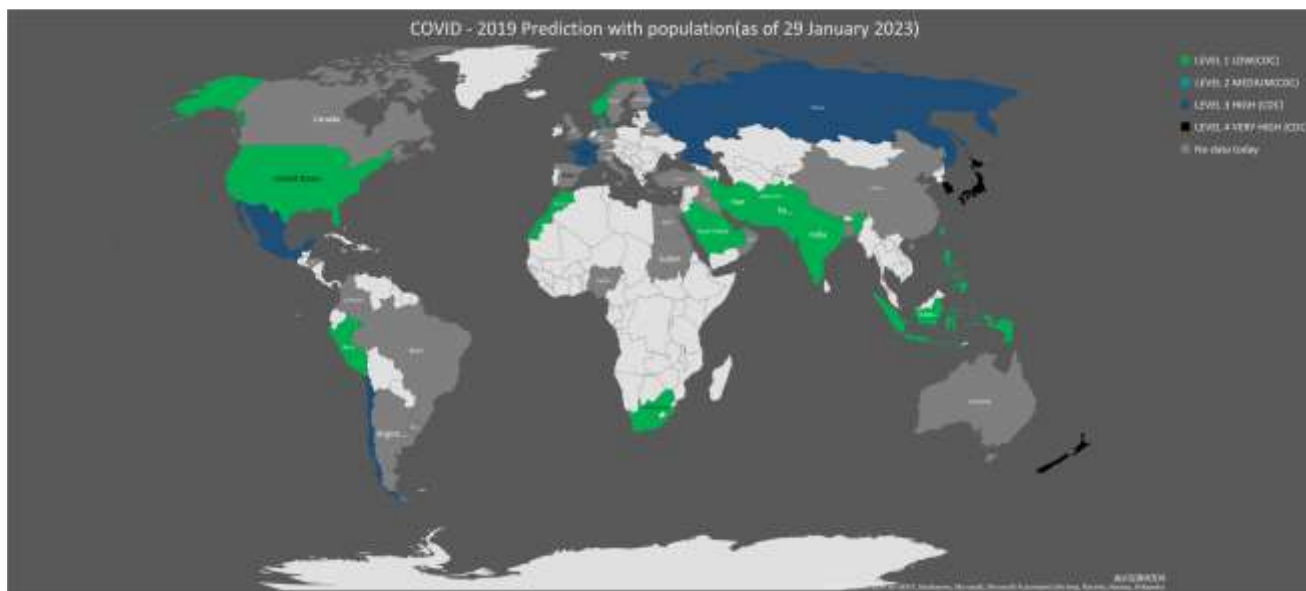
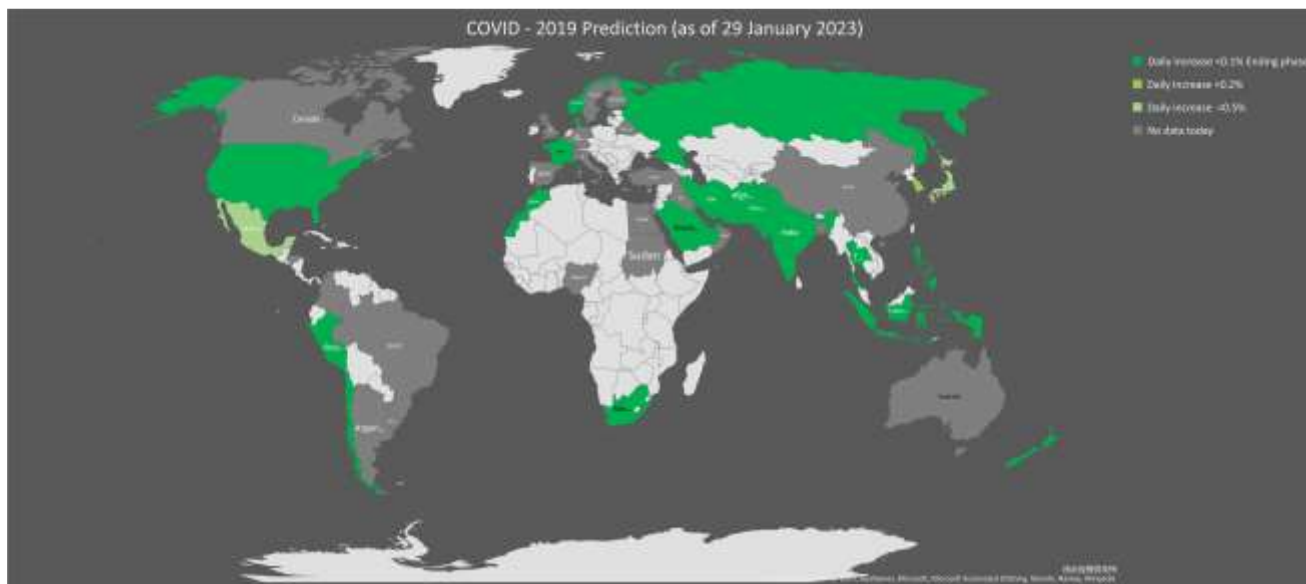


Rc > 3% Very good control	Daily increase <0.1% Ending phase
Rc < 3% Good control	Daily increase <0.2%
Rc < 2% Good control	Daily increase <0.5%
Rc < 1.5% Quite good control	Daily increase <1%
Rc < 1.25% Normal Control	Daily increase <2%
Rc < 1% Less than normal control	Daily increase <3%
Rc < 0.75% Severe bad Evolution	No data today
Rc < 0.5% Not yet controlled	

Province/City	Total No. of cases	Nn/Nn-1	Number of Daily N
Taiwan	9,551,502	1.0034	32278
Hong Kong	2,836,020	xx	xx

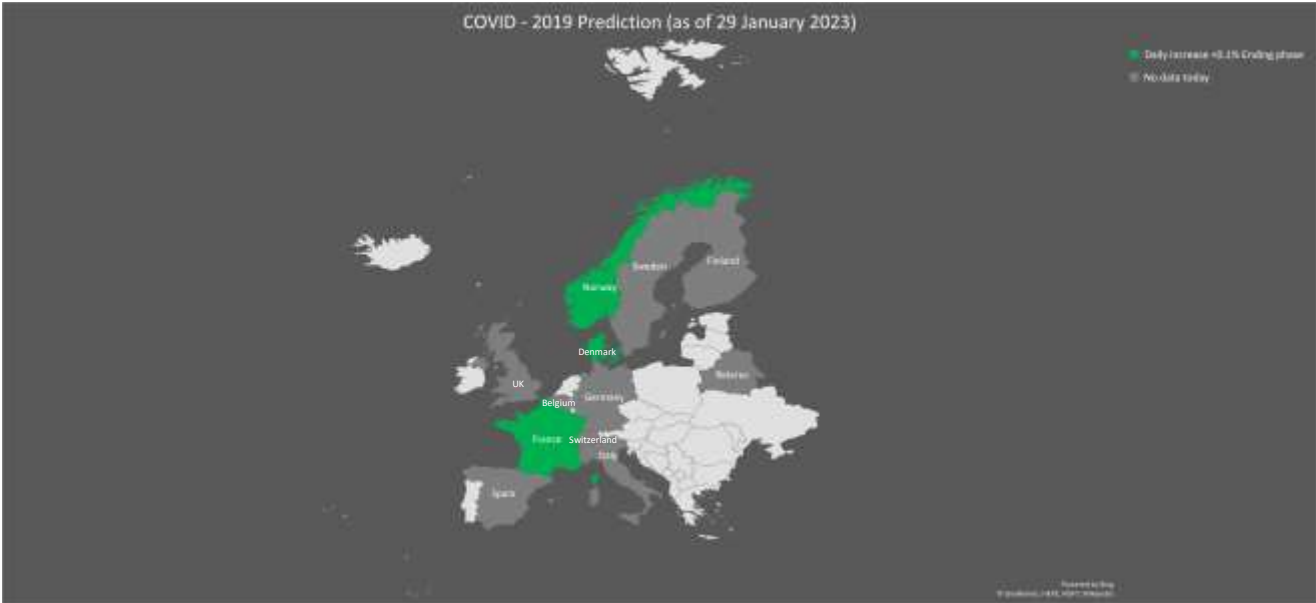


States	Total No. of cases	Nn/Nn-1	New cases/day
Texas	8,320,040	1.0002	903
New Jersey	3,000,561	1.0005	1125
New York	6,883,524	1.0011	4582
California	11,961,074	xx	xx
Iowa	1,035,992	xx	xx
Washington	1,904,198	xx	xx
Pennsylvania	3,469,076	xx	xx
Michigan	3,024,478	xx	xx
Illinois	4,008,844	xx	xx
Massachusetts	2,193,582	xx	xx
Florida	7,421,680	xx	xx
Indiana	2,024,969	xx	xx



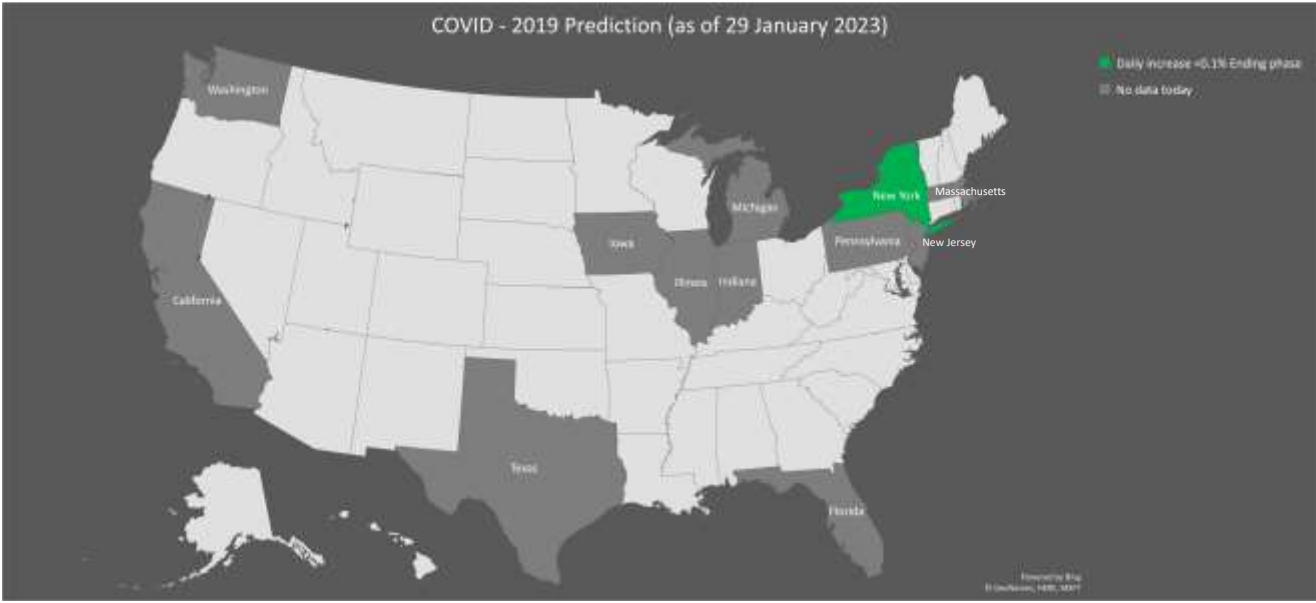
Countries	Total No. of cases	Nn/Nn-1	New cases/day	ANSO Member
Nepal	1,001,096	1.0000	4	✓
India	44,682,719	1.0000	80	✓
Morocco	1,272,229	1.0000	7	✓
Thailand	4,726,917	1.0000	68	✓
Afghanistan	208,435	1.0000	3	
Norway	1,477,737	1.0000	22	
Iran	7,564,146	1.0000	100	✓
Pakistan	1,576,271	1.0000	18	✓
Peru	4,481,246	1.0000	145	
Indonesia	6,729,573	1.0000	165	
Denmark	3,173,078	1.0001	142	
United States	104,115,370	1.0001	3623	
Philippines	4,072,957	1.0001	212	
UAE	1,049,274	1.0001	65	
Saudi Arabia	827,861	1.0001	33	
Qatar	492,283	1.0001	49	
South Africa	4,055,416	1.0001	132	
Singapore	2,216,185	1.0002	296	
Chile	5,116,768	1.0003	1638	✓
France	39,516,469	1.0004	3802	✓
Russia	21,938,421	1.0006	6941	✓
New Zealand	2,180,845	1.0007	1509	✓
South Korea	30,149,601	1.0016	18871	
Mexico	7,366,923	1.0024	8330	✓
Japan	32,464,361	1.0044	44729	
Bangladesh	2,037,506	xx	xx	✓
Sudan	63,736	xx	xx	
Brazil	36,809,608	xx	xx	✓
Australia	11,295,446	xx	xx	
Germany	37,739,472	xx	xx	
Spain	13,731,478	xx	xx	
Belgium	4,691,499	xx	xx	✓
Colombia	6,356,309	xx	xx	
Sweden	2,693,458	xx	xx	
Finland	1,458,619	xx	xx	
Switzerland	4,385,701	xx	xx	
Honduras	470,337	xx	xx	
Canada	4,539,229	xx	xx	
Uruguay	1,031,581	xx	xx	✓
Kuwait	662,858	xx	xx	
Nigeria	266,463	xx	xx	
China	1,837,279	xx	xx	✓
Oman	399,154	xx	xx	
Iraq	2,465,545	xx	xx	
Argentina	10,032,709	xx	xx	✓
Italy	25,453,789	xx	xx	✓
UK	24,274,361	xx	xx	
Turkey	17,042,722	xx	xx	✓
Belarus	994,037	xx	xx	✓
Egypt	515,645	xx	xx	✓

Updated on 30 January 2023

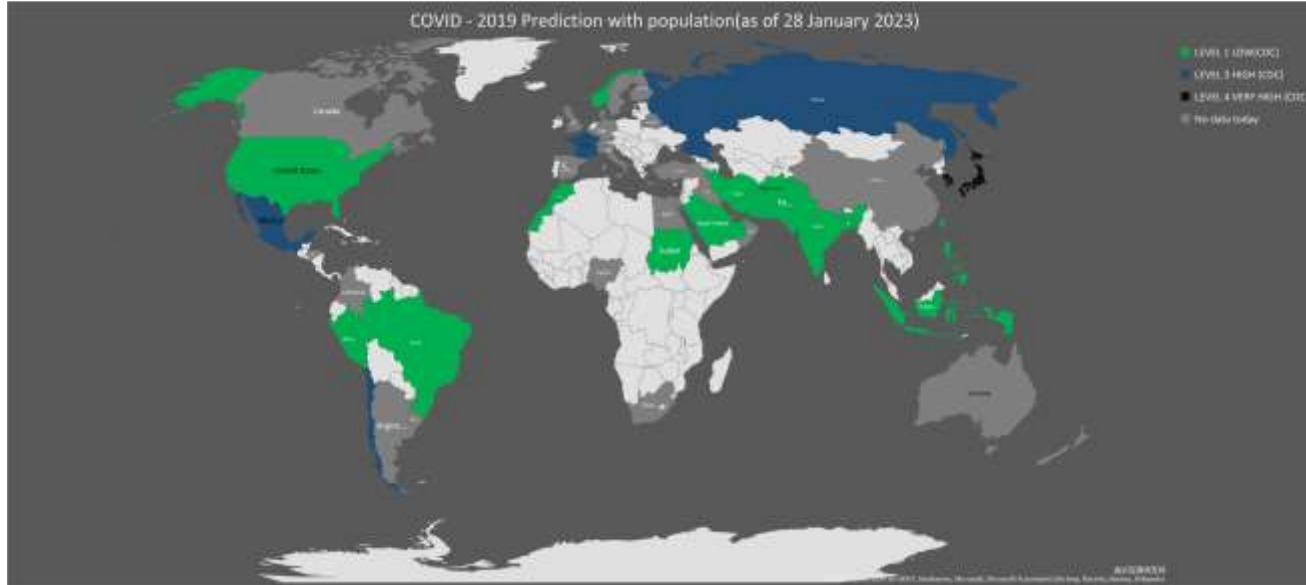
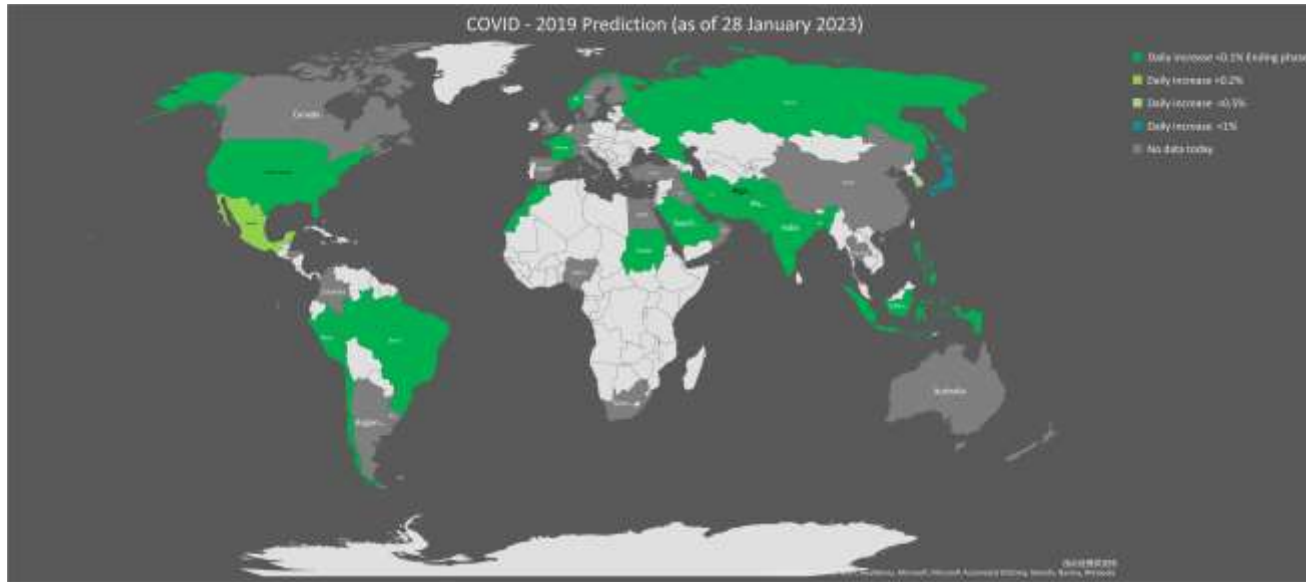


Rc > 3% Very good control	Daily increase <math>< 0.1\%</math> Ending phase
Rc < 3% Good control	Daily increase <math>< 0.2\%</math>
Rc < 2% Good control	Daily increase <math>< 0.5\%</math>
Rc < 1.5% Quite good control	Daily increase <math>< 1\%</math>
Rc < 1.25% Normal Control	Daily increase <math>< 2\%</math>
Rc < 1% Less than normal control	Daily increase <math>< 3\%</math>
Rc < 0.75% Severe bad Evolution	No data today
Rc < 0.5% Not yet controlled	

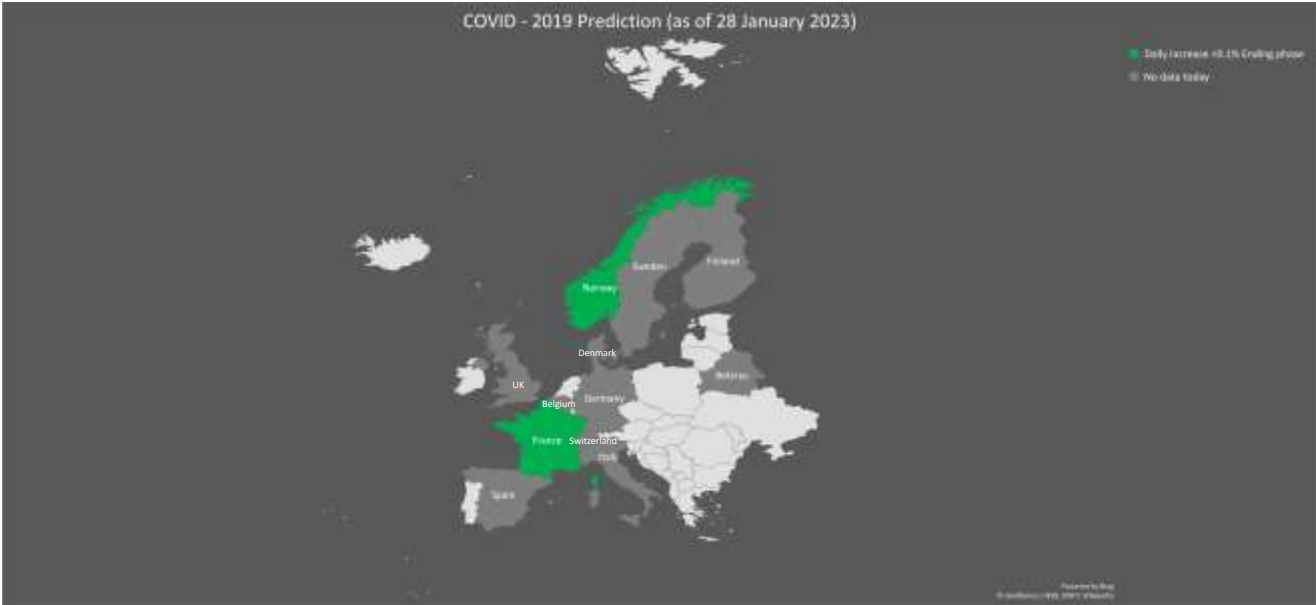
Province/City	Total No. of cases	Nn/Nn-1	Number of Daily N
Taiwan	9,519,224	1.0024	22991
Hong Kong	2,836,020	xx	xx



States	Total No. of cases	Nn/Nn-1	New cases/day
New York	6,878,942	1.0006	2492
California	11,961,074	xx	xx
Texas	8,319,137	xx	xx
New Jersey	2,995,906	xx	xx
Iowa	1,035,992	xx	xx
Washington	1,904,198	xx	xx
Pennsylvania	3,469,076	xx	xx
Michigan	3,024,478	xx	xx
Illinois	4,008,844	xx	xx
Massachusetts	2,193,582	xx	xx
Florida	7,421,680	xx	xx
Indiana	2,024,969	xx	xx

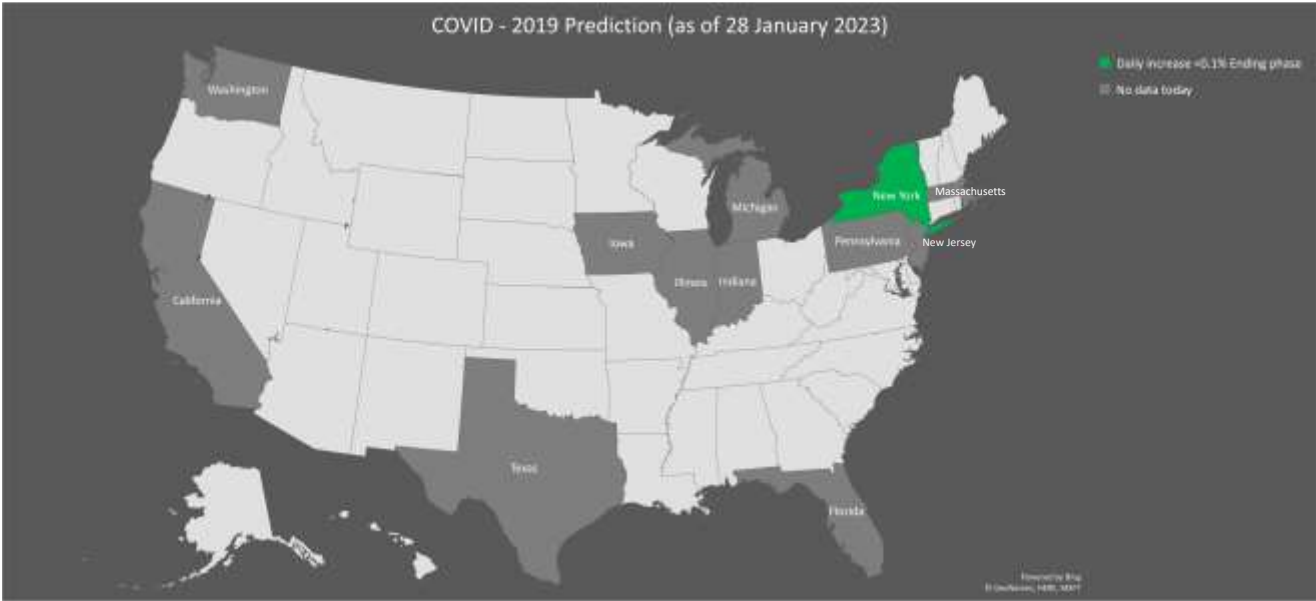


Countries	Total No. of cases	Nn/Nn-1	New cases/day	ANSO Member
Morocco	1,272,222	1.0000	5	√
India	44,682,639	1.0000	109	√
Bangladesh	2,037,506	1.0000	28	√
Philippines	4,072,745	1.0000	100	
Pakistan	1,576,253	1.0000	17	√
Iran	7,564,046	1.0000	123	√
Norway	1,477,715	1.0000	38	
Indonesia	6,729,408	1.0000	199	
Saudi Arabia	827,828	1.0000	21	
Peru	4,481,101	1.0001	273	
United States	104,111,747	1.0001	4835	
UAE	1,049,209	1.0001	87	
Sudan	63,736	1.0001	7	
Singapore	2,215,889	1.0002	362	
Chile	5,115,130	1.0004	2006	√
France	39,512,667	1.0005	4513	√
Afghanistan	208,432	1.0005	108	
Brazil	36,809,608	1.0006	3641	√
Russia	21,931,480	1.0006	7219	√
Mexico	7,358,593	1.0015	4963	√
South Korea	30,130,730	1.0020	23367	
Japan	32,419,632	1.0054	54782	
Nepal	1,001,092	xx	xx	√
Denmark	3,172,936	xx	xx	
South Africa	4,055,284	xx	xx	
Australia	11,295,446	xx	xx	
Germany	37,739,472	xx	xx	
Spain	13,731,478	xx	xx	
Qatar	492,234	xx	xx	
Belgium	4,691,499	xx	xx	√
Colombia	6,356,309	xx	xx	
Sweden	2,693,458	xx	xx	
Finland	1,458,619	xx	xx	
Switzerland	4,385,701	xx	xx	
Honduras	470,337	xx	xx	
Thailand	4,726,512	xx	xx	√
Canada	4,539,229	xx	xx	
New Zealand	2,171,788	xx	xx	√
Uruguay	1,031,581	xx	xx	√
Kuwait	662,858	xx	xx	
Nigeria	266,463	xx	xx	
China	1,837,279	xx	xx	√
Oman	399,154	xx	xx	
Iraq	2,465,545	xx	xx	
Argentina	10,032,709	xx	xx	√
Italy	25,453,789	xx	xx	√
UK	24,274,361	xx	xx	
Turkey	17,042,722	xx	xx	√
Belarus	994,037	xx	xx	√
Egypt	515,645	xx	xx	√

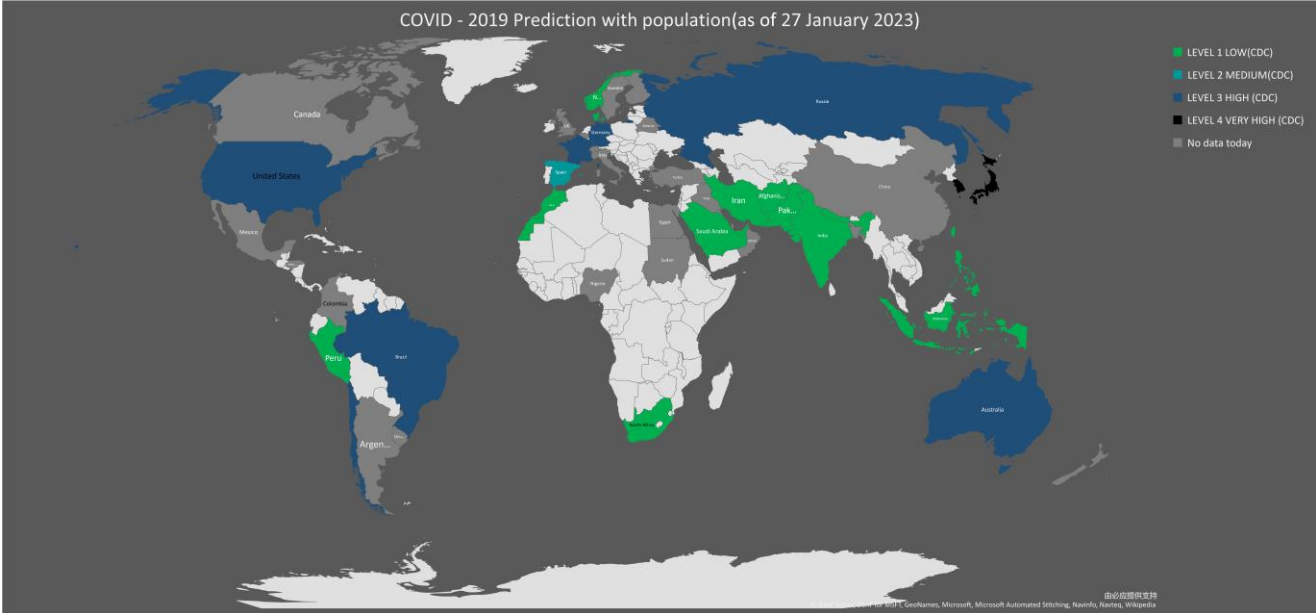
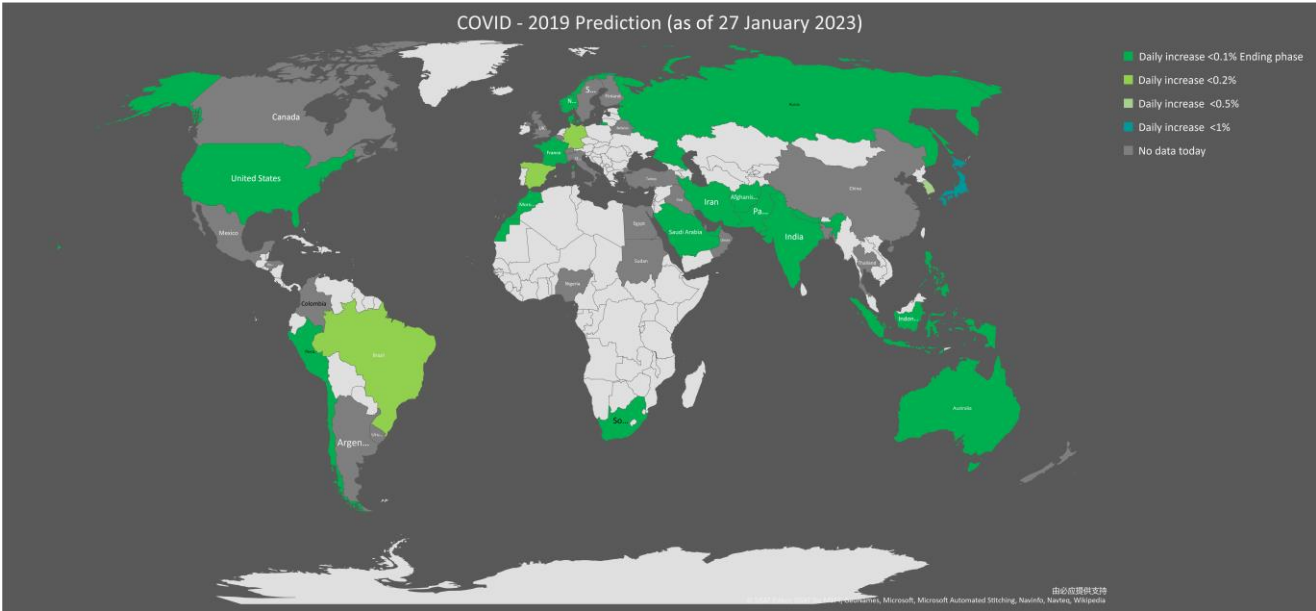


Rc > 3% Very good control	Daily increase <0.1% Ending phase
Rc < 3% Good control	Daily increase <0.2%
Rc < 2% Good control	Daily increase <0.5%
Rc < 1.5% Quite good control	Daily increase <1%
Rc < 1.25% Normal Control	Daily increase <2%
Rc < 1% Less than normal control	Daily increase <3%
Rc < 0.75% Severe bad Evolution	No data today
Rc < 0.5% Not yet controlled	

Province/City	Total No. of cases	Nn/Nn-1	Number of Daily N
Taiwan	9,441,439	1.0026	24350
Hong Kong	2,829,257	1.0027	2335

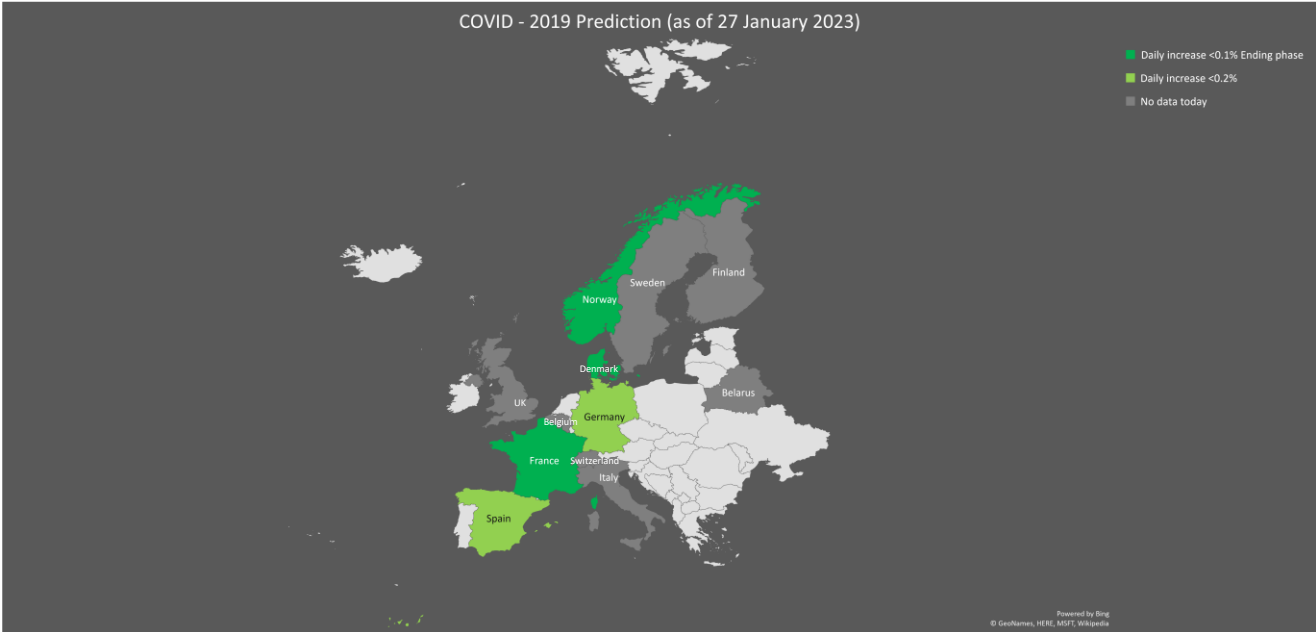


States	Total No. of cases	Nn/Nn-1	New cases/day
New York	6,876,450	1.0007	2822
California	11,961,074	xx	xx
Texas	8,319,137	xx	xx
New Jersey	2,995,906	xx	xx
Iowa	1,035,992	xx	xx
Washington	1,904,198	xx	xx
Pennsylvania	3,469,076	xx	xx
Michigan	3,024,478	xx	xx
Illinois	4,008,844	xx	xx
Massachusetts	2,193,582	xx	xx
Florida	7,421,680	xx	xx
Indiana	2,024,969	xx	xx



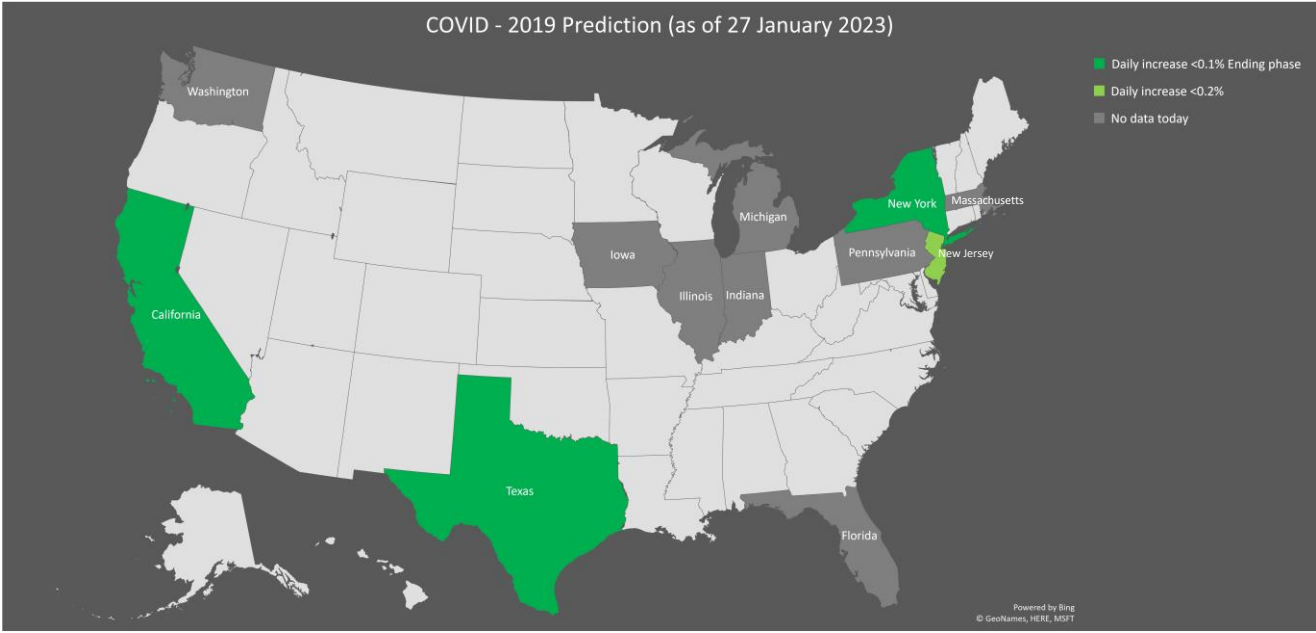
Countries	Total No. of cases	Nn/Nn-1	New cases/day	ANSO Member
Nepal	1,001,092	1.0000	6	√
India	44,682,530	1.0000	93	√
Morocco	1,272,217	1.0000	10	√
Pakistan	1,576,236	1.0000	14	√
Iran	7,563,923	1.0000	98	√
Denmark	3,172,936	1.0000	80	
Indonesia	6,729,209	1.0000	211	
Norway	1,477,677	1.0000	57	
Philippines	4,072,645	1.0001	253	
Saudi Arabia	827,807	1.0001	35	
Peru	4,480,828	1.0001	374	
UAE	1,049,122	1.0001	98	
Afghanistan	208,324	1.0002	35	
United States	104,106,912	1.0002	13413	
South Africa	4,055,284	1.0002	230	
Singapore	2,215,527	1.0002	418	
Chile	5,113,124	1.0004	1979	√
France	39,508,154	1.0005	4681	√
Australia	11,295,446	1.0005	5355	
Russia	21,924,261	1.0006	7164	√
Germany	37,739,472	1.0010	11317	
Spain	13,731,478	1.0010	1259	
Brazil	36,805,967	1.0018	11317	√
South Korea	30,107,363	1.0027	31711	
Japan	32,364,850	1.0054	53911	
Bangladesh	2,037,478	xx	xx	√
Qatar	492,234	xx	xx	
Belgium	4,691,499	xx	xx	√
Colombia	6,356,309	xx	xx	
Sweden	2,693,458	xx	xx	
Mexico	7,353,630	xx	xx	√
Finland	1,458,619	xx	xx	
Switzerland	4,385,701	xx	xx	
Honduras	470,337	xx	xx	
Thailand	4,726,512	xx	xx	√
Sudan	63,729	xx	xx	
Canada	4,539,229	xx	xx	
New Zealand	2,171,788	xx	xx	√
Uruguay	1,031,581	xx	xx	√
Kuwait	662,858	xx	xx	
Nigeria	266,463	xx	xx	
China	1,837,279	xx	xx	√
Oman	399,154	xx	xx	
Iraq	2,465,545	xx	xx	
Argentina	10,032,709	xx	xx	√
Italy	25,453,789	xx	xx	√
UK	24,259,240	xx	xx	
Turkey	17,042,722	xx	xx	√
Belarus	994,037	xx	xx	√
Egypt	515,645	xx	xx	√

Updated on 28 January 2023

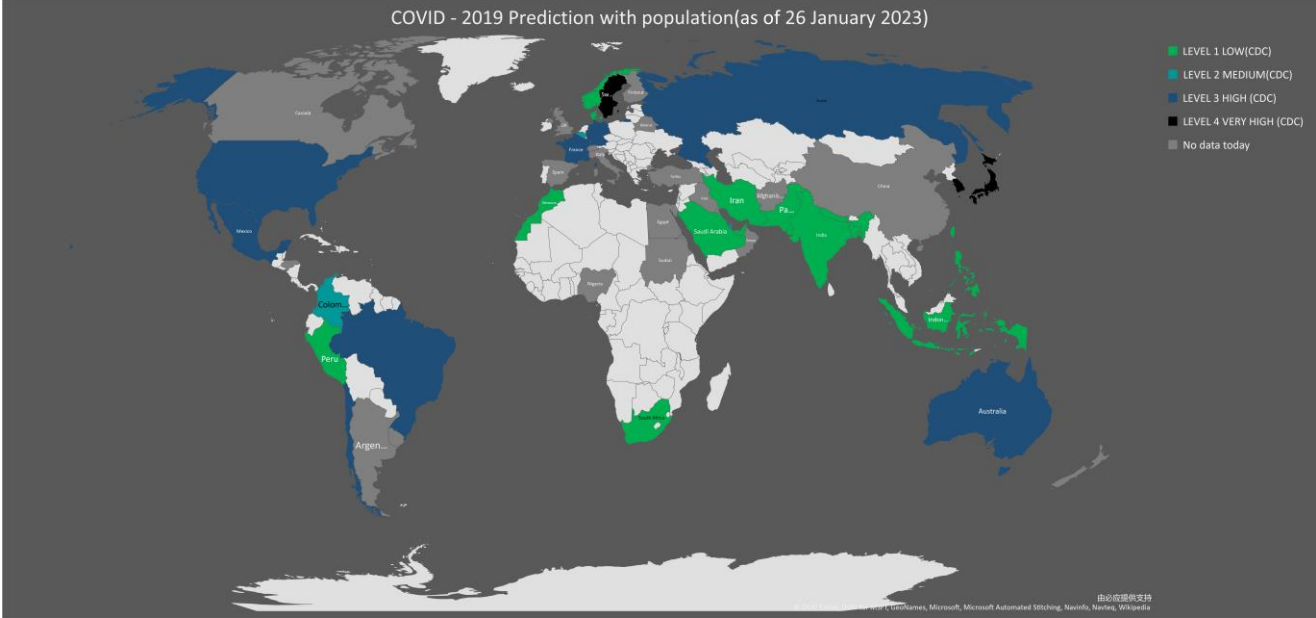
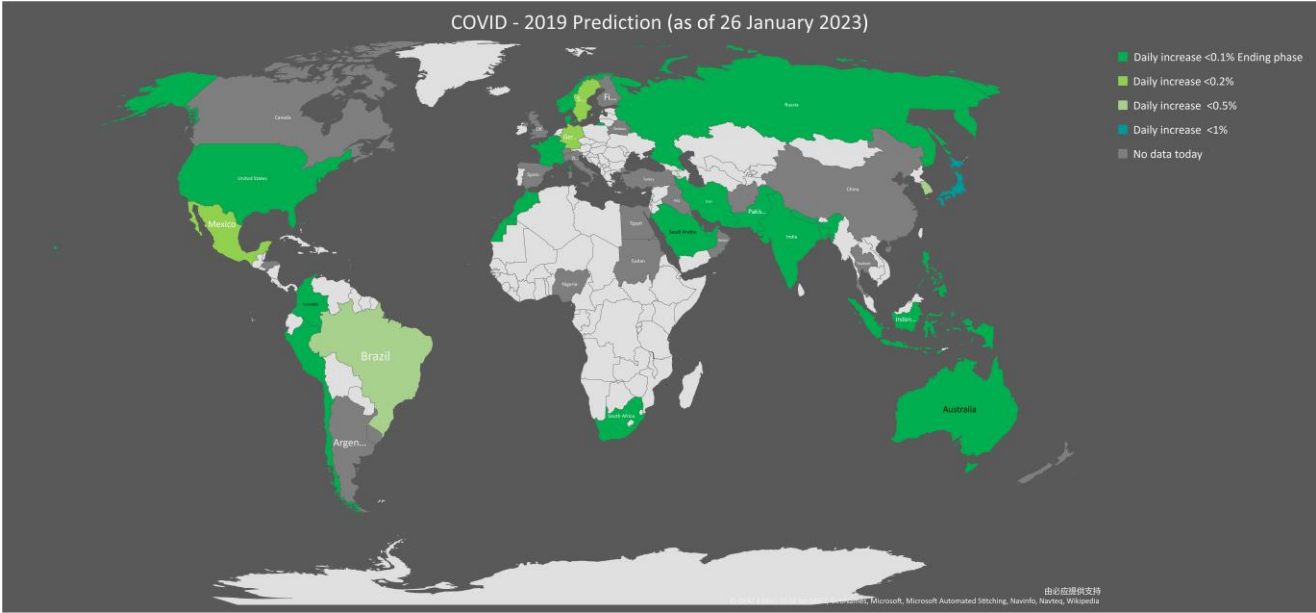


Rc > 3% Very good control	Daily increase <0.1% Ending phase
Rc < 3% Good control	Daily increase <0.2%
Rc < 2% Good control	Daily increase <0.5%
Rc < 1.5% Quite good control	Daily increase <1%
Rc < 1.25% Normal Control	Daily increase <2%
Rc < 1% Less than normal control	Daily increase <3%
Rc < 0.75% Severe bad Evolution	No data today
Rc < 0.5% Not yet controlled	

Province/City	Total No. of cases	Nn/Nn-1	Number of Daily Ne
Taiwan	9,441,439	1.0026	24350
Hong Kong	2,829,257	1.0027	2335

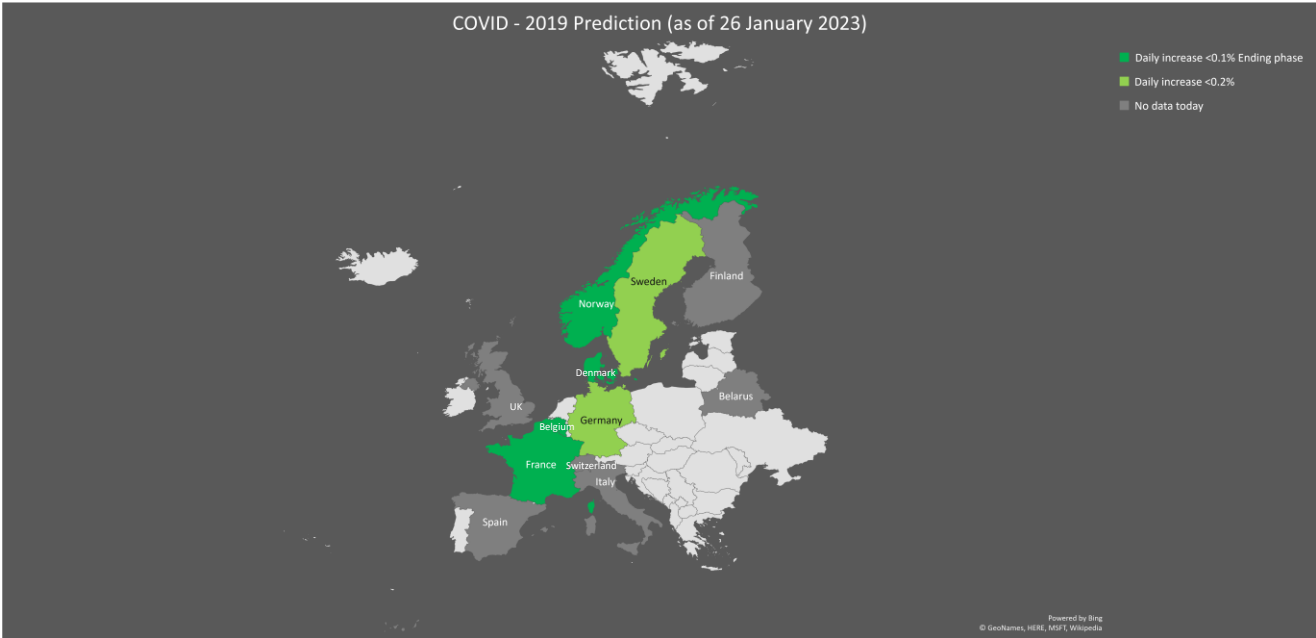


States	Total No. of cases	Nn/Nn-1	New cases/day
California	11,961,074	1.0001	1214
Texas	8,319,137	1.0003	1660
New York	6,873,628	1.0007	3101
New Jersey	2,995,906	1.0010	2305
Iowa	1,035,992	xx	xx
Washington	1,904,198	xx	xx
Pennsylvania	3,469,076	xx	xx
Michigan	3,024,478	xx	xx
Illinois	4,008,844	xx	xx
Massachusetts	2,193,582	xx	xx
Florida	7,421,680	xx	xx
Indiana	2,024,969	xx	xx



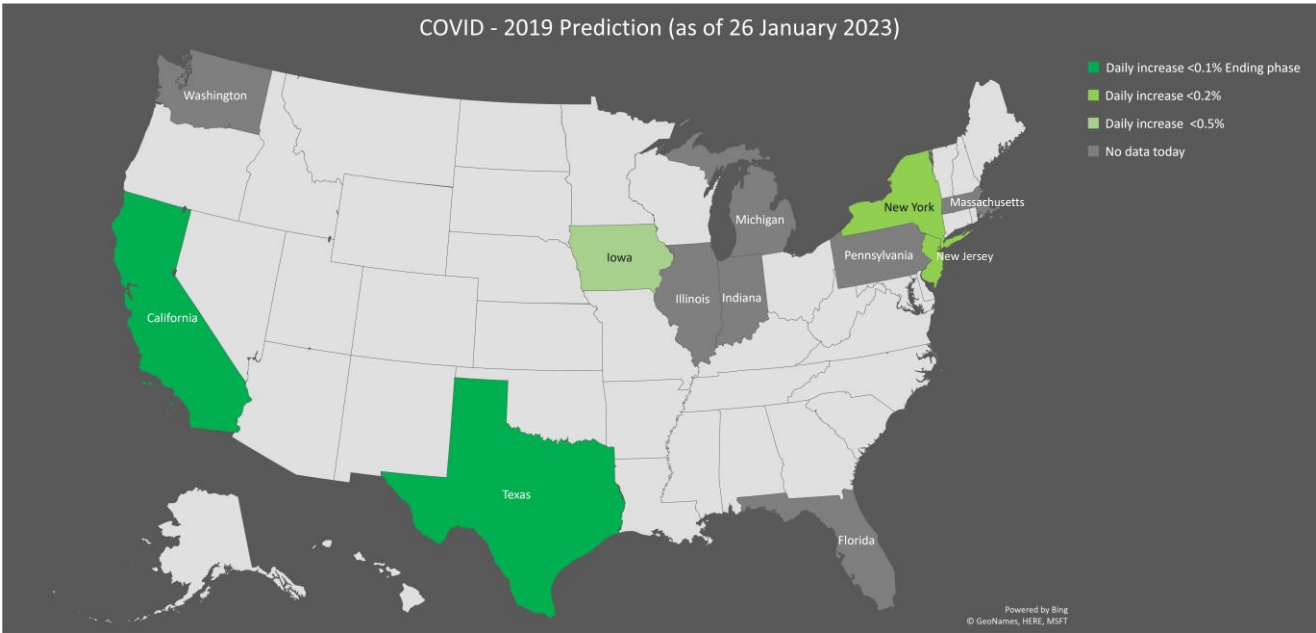
Countries	Total No. of cases	Nn/Nn-1	New cases/day	ANSO Member
Bangladesh	2,037,478	1.0000	9	√
Nepal	1,001,086	1.0000	5	√
India	44,682,437	1.0000	99	√
Morocco	1,272,207	1.0000	8	√
Philippines	4,072,392	1.0000	85	
Iran	7,563,825	1.0000	97	√
Pakistan	1,576,222	1.0000	21	√
Denmark	3,172,856	1.0000	107	
Norway	1,477,620	1.0000	53	
Indonesia	6,728,998	1.0001	322	
Saudi Arabia	827,772	1.0001	35	
Peru	4,480,454	1.0001	445	
UAE	1,049,024	1.0001	112	
Qatar	492,234	1.0001	65	
Belgium	4,691,499	1.0001	367	√
South Africa	4,055,054	1.0002	251	
Australia	11,290,091	1.0002	2638	
Singapore	2,215,109	1.0003	508	
United States	104,093,499	1.0003	18457	
Colombia	6,356,309	1.0004	1518	
Chile	5,111,145	1.0004	2216	√
France	39,503,473	1.0005	5287	√
Russia	21,917,097	1.0006	7077	√
Germany	37,728,155	1.0012	13155	
Sweden	2,693,458	1.0014	2985	
Mexico	7,353,630	1.0016	5338	√
Brazil	36,794,650	1.0022	13782	√
South Korea	30,075,652	1.0030	35096	
Japan	32,310,939	1.0060	59885	
Finland	1,458,619	xx	xx	
Switzerland	4,385,701	xx	xx	
Honduras	470,337	xx	xx	
Afghanistan	208,289	xx	xx	
Thailand	4,726,512	xx	xx	√
Sudan	63,729	xx	xx	
Canada	4,539,229	xx	xx	
New Zealand	2,171,788	xx	xx	√
Uruguay	1,031,581	xx	xx	√
Spain	13,722,677	xx	xx	
Kuwait	662,858	xx	xx	
Nigeria	266,463	xx	xx	
China	1,837,279	xx	xx	√
Oman	399,154	xx	xx	
Iraq	2,465,545	xx	xx	
Argentina	10,032,709	xx	xx	√
Italy	25,415,630	xx	xx	√
UK	24,259,240	xx	xx	
Turkey	17,042,722	xx	xx	√
Belarus	994,037	xx	xx	√
Egypt	515,645	xx	xx	√

Updated on 27 January 2023

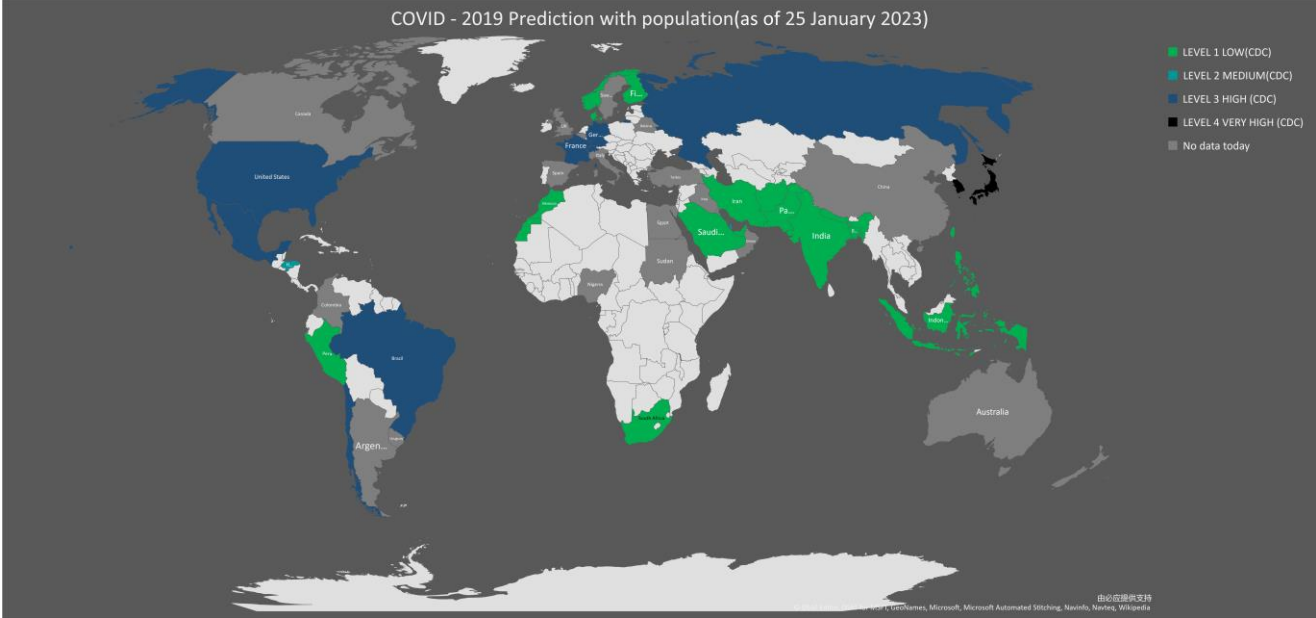
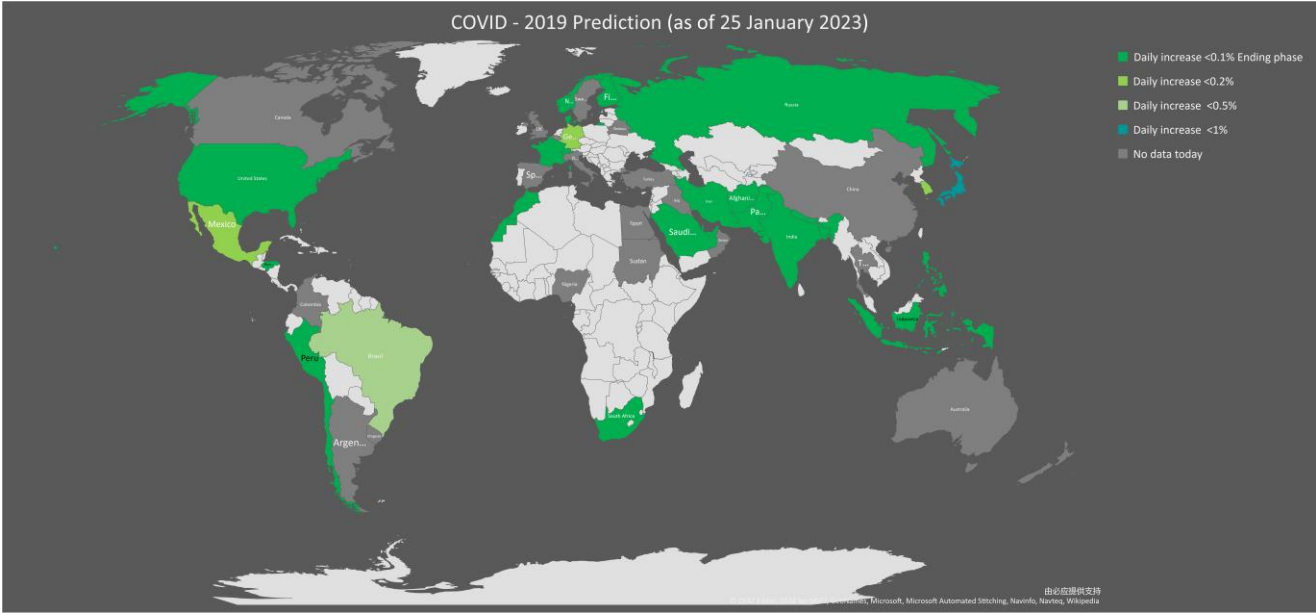


Rc > 3% Very good control	Daily increase <0.1% Ending phase
Rc < 3% Good control	Daily increase <0.2%
Rc < 2% Good control	Daily increase <0.5%
Rc < 1.5% Quite good control	Daily increase <1%
Rc < 1.25% Normal Control	Daily increase <2%
Rc < 1% Less than normal control	Daily increase <3%
Rc < 0.75% Severe bad Evolution	No data today
Rc < 0.5% Not yet controlled	

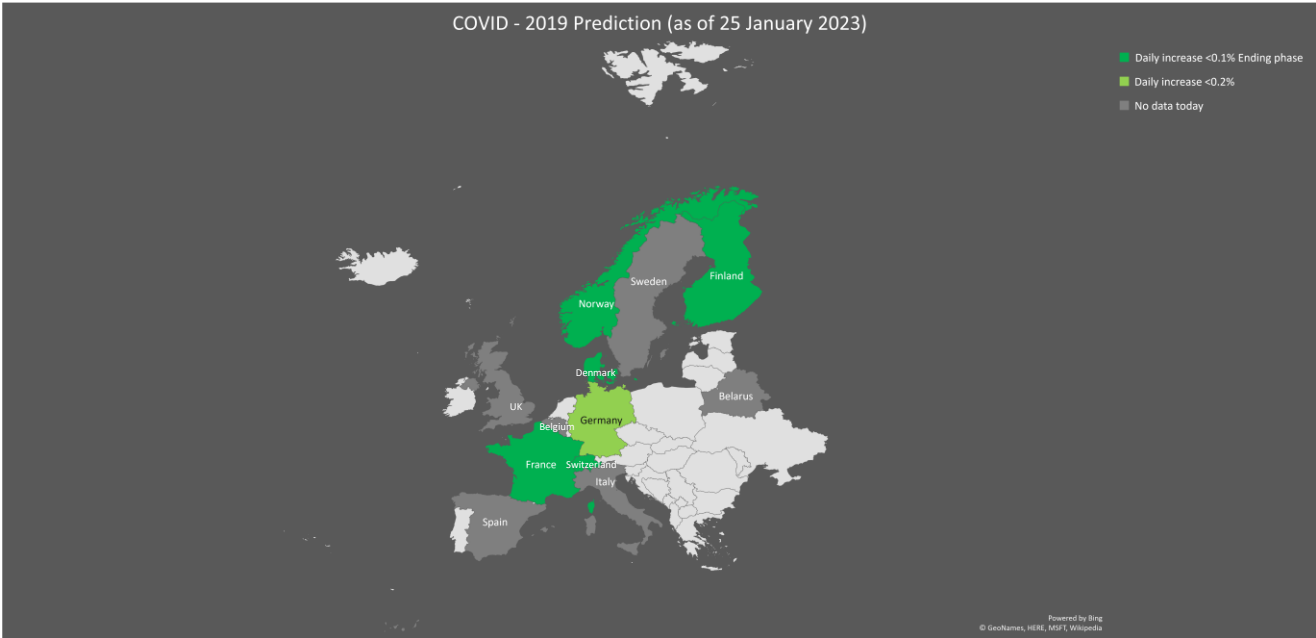
Province/City	Total No. of cases	Nn/Nn-1	Number of Daily N
Taiwan	9,441,439	1.0026	24350
Hong Kong	2,829,257	1.0027	2335



States	Total No. of cases	Nn/Nn-1	New cases/day
California	11,959,860	1.0001	1176
Texas	8,317,477	1.0002	1102
New York	6,870,527	1.0011	4437
New Jersey	2,993,601	1.0011	2489
Iowa	1,035,992	1.0024	2315
Washington	1,904,198	xx	xx
Pennsylvania	3,469,076	xx	xx
Michigan	3,024,478	xx	xx
Illinois	4,008,844	xx	xx
Massachusetts	2,193,582	xx	xx
Florida	7,421,680	xx	xx
Indiana	2,024,969	xx	xx

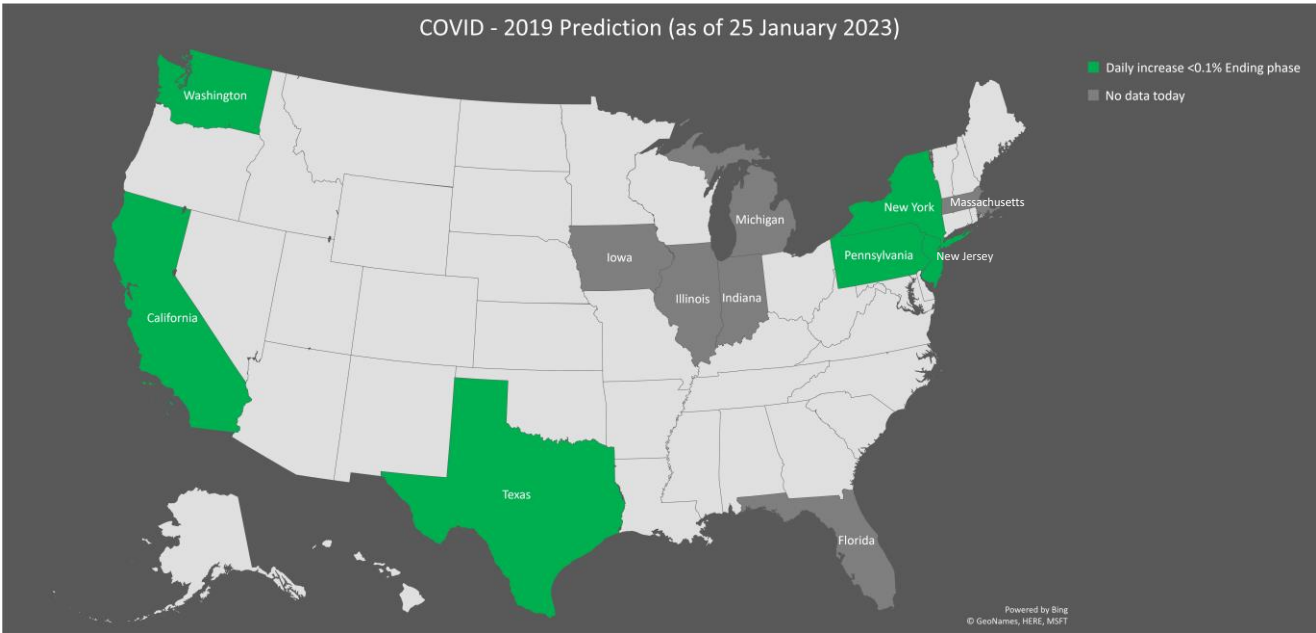


Countries	Total No. of cases	Nn/Nn-1	New cases/day	ANSO Member
Nepal	1,001,081	1.0000	3	✓
Bangladesh	2,037,469	1.0000	13	✓
India	44,682,338	1.0000	132	✓
Morocco	1,272,199	1.0000	13	✓
Pakistan	1,576,201	1.0000	12	✓
Iran	7,563,728	1.0000	105	✓
Philippines	4,072,307	1.0000	119	
Denmark	3,172,749	1.0000	85	
Finland	1,458,618	1.0000	48	
Norway	1,477,567	1.0000	53	
Indonesia	6,728,676	1.0001	274	
UAE	1,048,912	1.0001	75	
Singapore	2,214,601	1.0001	164	
Saudi Arabia	827,737	1.0001	40	
Peru	4,480,009	1.0001	426	
Qatar	492,169	1.0001	54	
Switzerland	4,385,701	1.0002	802	
South Africa	4,054,803	1.0002	281	
United States	104,015,451	1.0004	26632	
Honduras	470,337	1.0004	193	
Chile	5,108,929	1.0005	2466	✓
France	39,498,186	1.0005	5347	✓
Russia	21,910,020	1.0006	6442	✓
Afghanistan	208,289	1.0009	192	
Germany	37,715,000	1.0012	13807	
Mexico	7,348,292	1.0016	5528	✓
South Korea	30,040,556	1.0017	19538	
Brazil	36,780,868	1.0020	12452	✓
Japan	32,251,054	1.0080	79354	
Thailand	4,726,512	xx	xx	✓
Sudan	63,729	xx	xx	
Canada	4,539,229	xx	xx	
New Zealand	2,171,788	xx	xx	✓
Uruguay	1,031,581	xx	xx	✓
Australia	11,274,262	xx	xx	
Colombia	6,354,791	xx	xx	
Spain	13,722,677	xx	xx	
Belgium	4,688,927	xx	xx	✓
Sweden	2,690,473	xx	xx	
Kuwait	662,858	xx	xx	
Nigeria	266,463	xx	xx	
China	1,837,279	xx	xx	✓
Oman	399,154	xx	xx	
Iraq	2,465,545	xx	xx	
Argentina	10,032,709	xx	xx	✓
Italy	25,415,630	xx	xx	✓
UK	24,259,240	xx	xx	
Turkey	17,042,722	xx	xx	✓
Belarus	994,037	xx	xx	✓
Egypt	515,645	xx	xx	✓

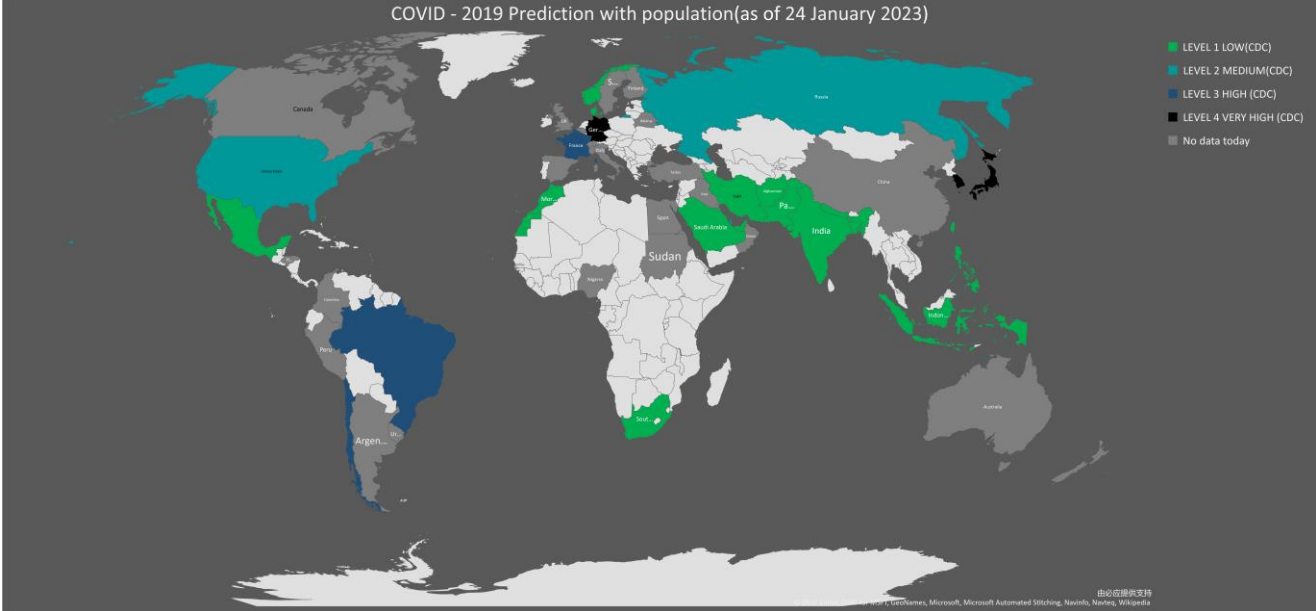
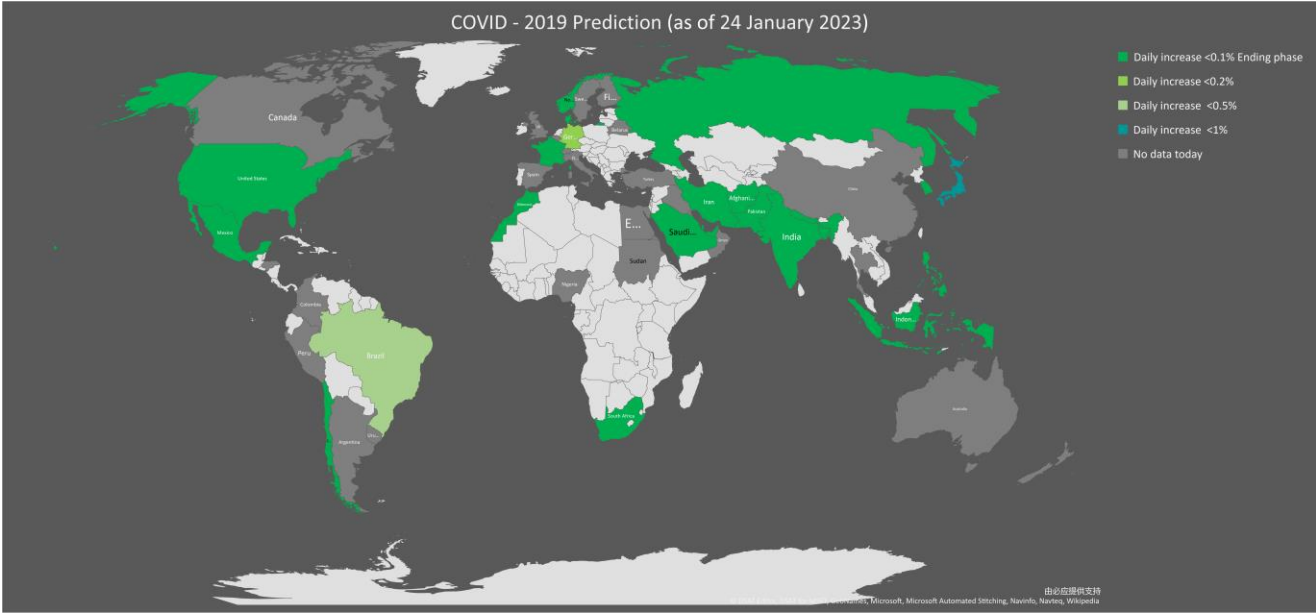


Rc > 3% Very good control	Daily increase <0.1% Ending phase
Rc < 3% Good control	Daily increase <0.2%
Rc < 2% Good control	Daily increase <0.5%
Rc < 1.5% Quite good control	Daily increase <1%
Rc < 1.25% Normal Control	Daily increase <2%
Rc < 1% Less than normal control	Daily increase <3%
Rc < 0.75% Severe bad Evolution	No data today
Rc < 0.5% Not yet controlled	

Province/City	Total No. of cases	Nn/Nn-1	Number of Daily N
Taiwan	9,417,089	1.0020	19144
Hong Kong	2,826,922	1.0027	2401

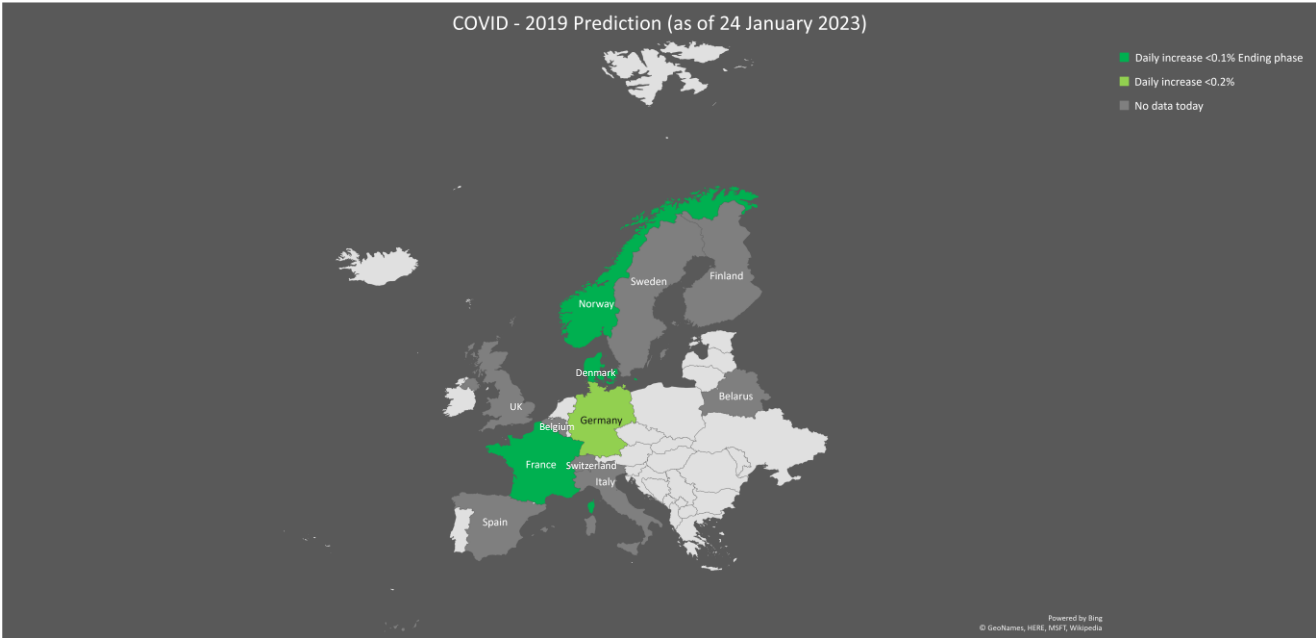


States	Total No. of cases	Nn/Nn-1	New cases/day
California	11,958,684	1.0002	1229
Washington	1,904,198	1.0005	817
Texas	8,316,375	1.0007	3560
New York	6,866,090	1.0008	3210
Pennsylvania	3,469,076	1.0009	1693
New Jersey	2,991,112	1.0009	2102
Michigan	3,024,478	xx	xx
Illinois	4,008,844	xx	xx
Massachusetts	2,186,426	xx	xx
Iowa	1,033,677	xx	xx
Florida	7,393,406	xx	xx
Indiana	2,024,969	xx	xx



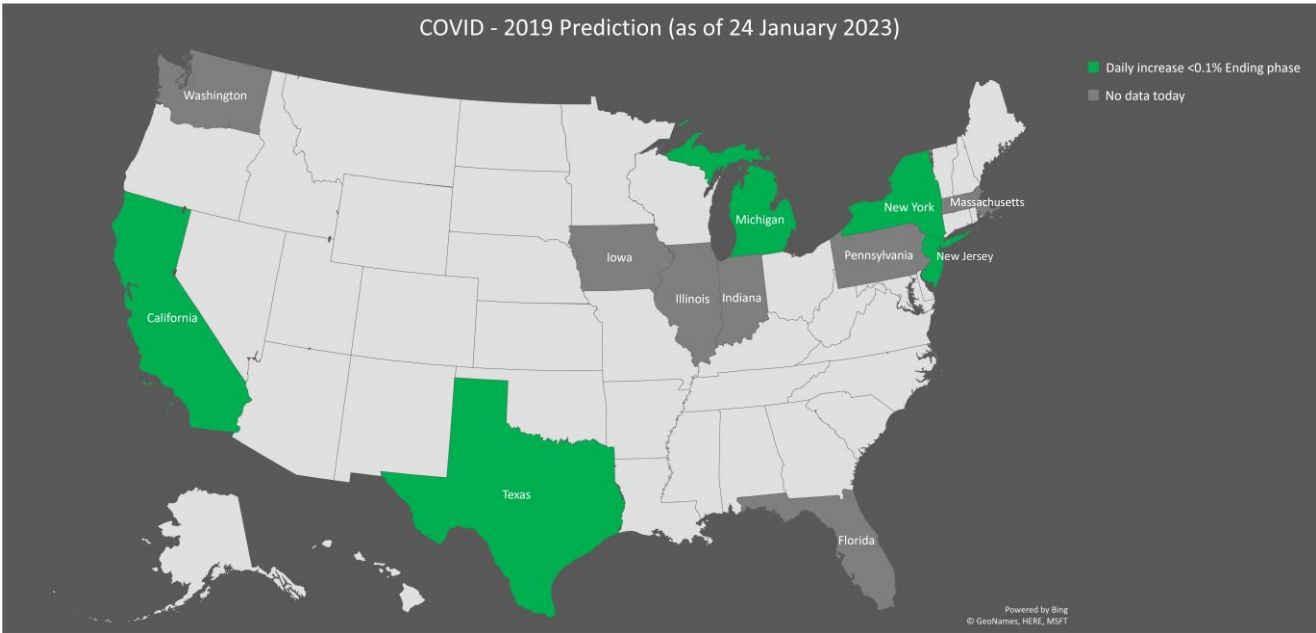
Countries	Total No. of cases	Nn/Nn-1	New cases/day	ANSO Member
Nepal	1,001,078	1.0000	1	√
Pakistan	1,576,189	1.0000	3	√
Bangladesh	2,037,456	1.0000	12	√
India	44,682,206	1.0000	102	√
Morocco	1,272,186	1.0000	19	√
Iran	7,563,623	1.0000	118	√
Philippines	4,072,188	1.0000	116	
Denmark	3,172,664	1.0000	102	
Indonesia	6,728,402	1.0000	218	
Norway	1,477,514	1.0001	68	
UAE	1,048,837	1.0001	59	
Afghanistan	208,097	1.0001	13	
Singapore	2,214,437	1.0001	125	
Saudi Arabia	827,697	1.0001	39	
Mexico	7,342,764	1.0001	487	√
Qatar	492,115	1.0001	72	
United States	103,907,433	1.0002	11412	
South Africa	4,054,522	1.0002	255	
Chile	5,106,463	1.0002	1174	√
Russia	21,903,578	1.0004	4702	√
France	39,492,839	1.0007	7263	√
South Korea	30,021,018	1.0010	12262	
Germany	37,701,193	1.0015	16737	
Brazil	36,768,416	1.0027	16472	√
Japan	32,171,700	1.0083	81535	
Thailand	4,726,512	xx	xx	√
Peru	4,479,075	xx	xx	
Sudan	63,729	xx	xx	
Canada	4,539,229	xx	xx	
New Zealand	2,171,788	xx	xx	√
Uruguay	1,031,581	xx	xx	√
Honduras	470,144	xx	xx	
Australia	11,274,262	xx	xx	
Colombia	6,354,791	xx	xx	
Spain	13,722,677	xx	xx	
Finland	1,449,824	xx	xx	
Belgium	4,688,927	xx	xx	√
Sweden	2,690,473	xx	xx	
Kuwait	662,858	xx	xx	
Switzerland	4,384,899	xx	xx	
Nigeria	266,463	xx	xx	
China	1,837,279	xx	xx	√
Oman	399,154	xx	xx	
Iraq	2,465,545	xx	xx	
Argentina	10,032,709	xx	xx	√
Italy	25,415,630	xx	xx	√
UK	24,259,240	xx	xx	
Turkey	17,042,722	xx	xx	√
Belarus	994,037	xx	xx	√
Egypt	515,645	xx	xx	√

Updated on 25 January 2023



Rc > 3% Very good control	Daily increase <0.1% Ending phase
Rc < 3% Good control	Daily increase <0.2%
Rc < 2% Good control	Daily increase <0.5%
Rc < 1.5% Quite good control	Daily increase <1%
Rc < 1.25% Normal Control	Daily increase <2%
Rc < 1% Less than normal control	Daily increase <3%
Rc < 0.75% Severe bad Evolution	No data today
Rc < 0.5% Not yet controlled	

Province/City	Total No. of cases	Nn/Nn-1	Number of Daily N
Taiwan	9,397,945	1.0018	16518
Hong Kong	2,824,521	1.0026	2295

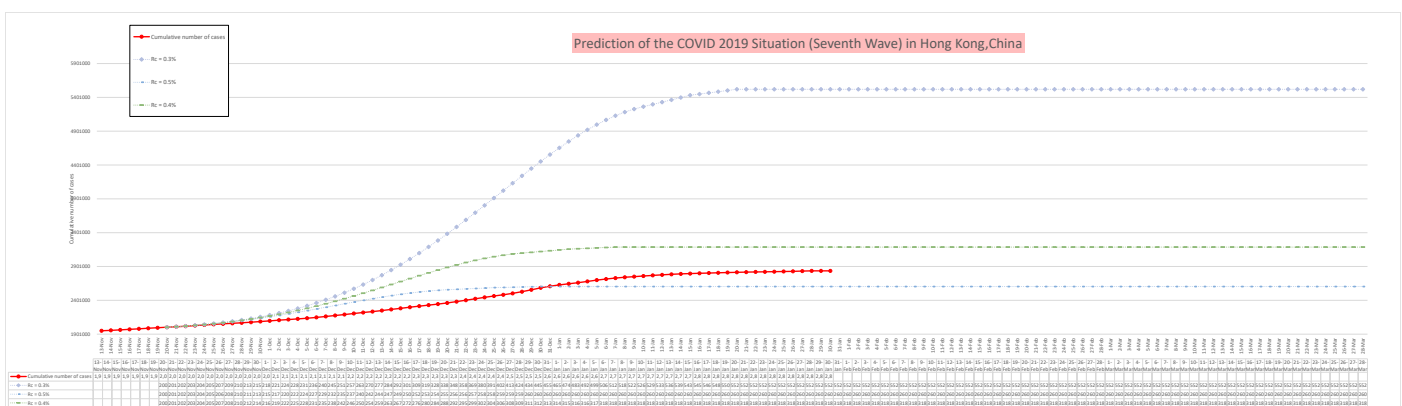
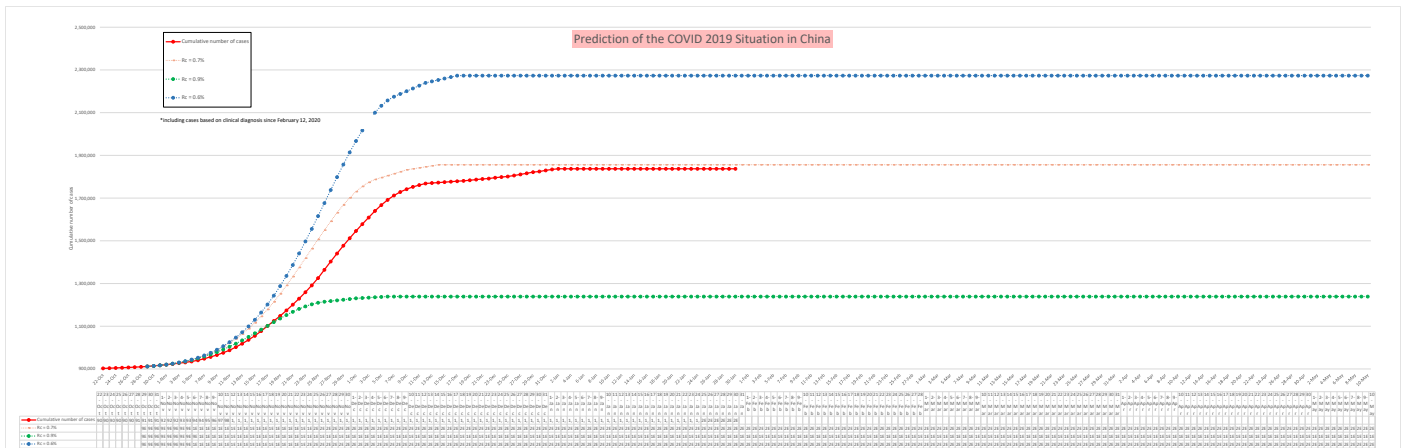


States	Total No. of cases	Nn/Nn-1	New cases/day
California	11,957,455	1.0001	964
Texas	8,295,697	1.0001	768
Michigan	3,024,478	1.0004	932
New York	6,862,880	1.0007	3063
New Jersey	2,989,010	1.0009	2091
Illinois	4,008,844	xx	xx
Massachusetts	2,186,426	xx	xx
Iowa	1,033,677	xx	xx
Washington	1,899,401	xx	xx
Florida	7,393,406	xx	xx
Pennsylvania	3,447,091	xx	xx
Indiana	2,020,938	xx	xx

Daily update based on the prediction method developed by Prof. Jian LU of the City University of Hong Kong (published on 23 March 2020 on medRxiv, access via the QR

Data sources:

- China
 - Beijing
 - Hong Kong
- South Korea
- Japan
- Philippines
- Singapore
- Bangladesh
- Afghanistan
- India
- Indonesia
- Iran
- Oman
- Qatar
- Pakistan
- Russia
- Saudi Arabia
- Kuwait
- Turkey
- UAE
- Australia
- New Zealand
- Sudan
- Egypt
- South Africa
- Argentina
- Brazil
- Colombia
- Chile
- Honduras
- Peru
- Canada
 - USA
 - Florida
 - Illinois
 - Indiana
 - Iowa
 - Massachusetts
 - Michigan
 - New Jersey
 - New York
 - Pennsylvania
 - Texas
 - Washington
- Mexico
- Belgium
- Belarus
- France
- Germany
- Italy
- Spain
- Switzerland
- UK
- Denmark
- Finland
- Norway
- Sweden



<https://www.worldometers.info/coronavirus/> (for countries except China)

http://www.nhc.gov.cn/xcs/xxgzb/gzbd_index.shtml (for China)

