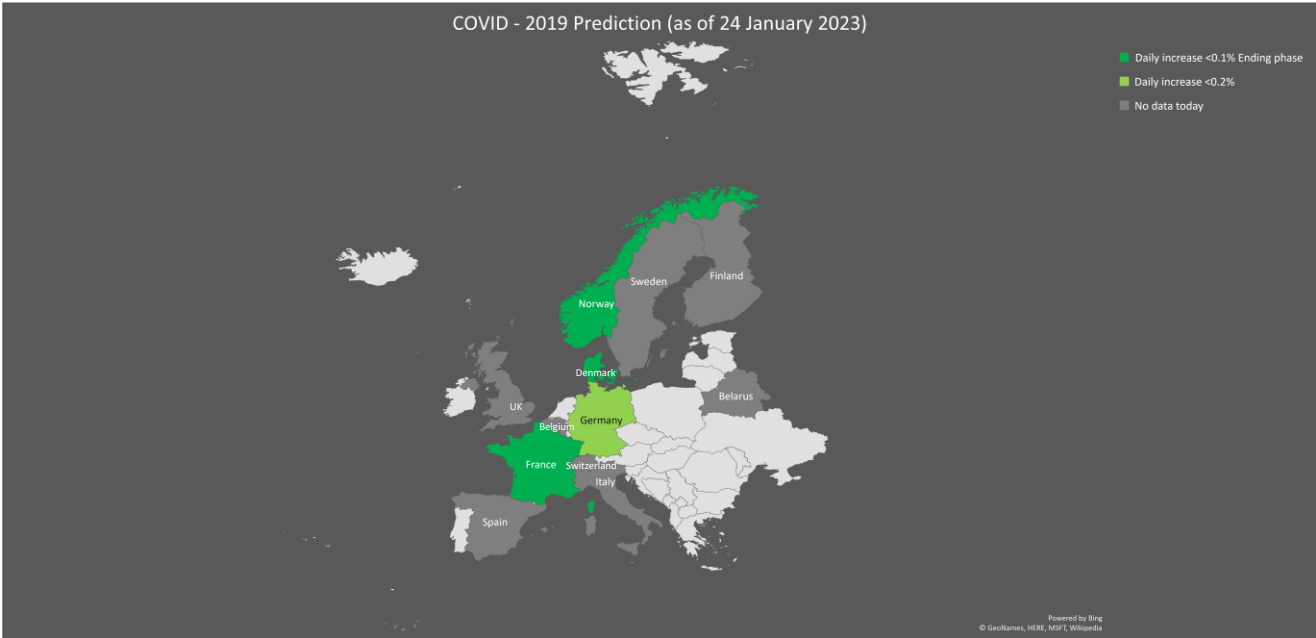


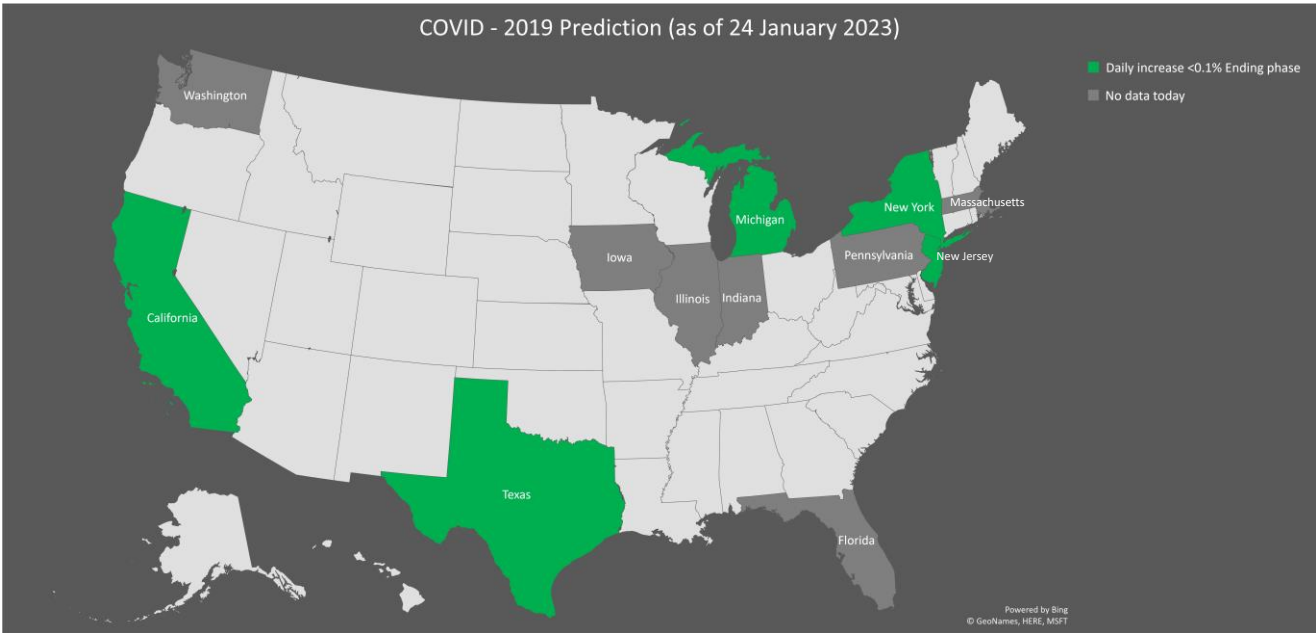
Countries	Total No. of cases	Nn/Nn-1	New cases/day	ANSO Member
Nepal	1,001,078	1.0000	1	✓
Pakistan	1,576,189	1.0000	3	✓
Bangladesh	2,037,456	1.0000	12	✓
India	44,682,206	1.0000	102	✓
Morocco	1,272,186	1.0000	19	✓
Iran	7,563,623	1.0000	118	✓
Philippines	4,072,188	1.0000	116	
Denmark	3,172,664	1.0000	102	
Indonesia	6,728,402	1.0000	218	
Norway	1,477,514	1.0001	68	
UAE	1,048,837	1.0001	59	
Afghanistan	208,097	1.0001	13	
Singapore	2,214,437	1.0001	125	
Saudi Arabia	827,697	1.0001	39	
Mexico	7,342,764	1.0001	487	✓
Qatar	492,115	1.0001	72	
United States	103,907,433	1.0002	11412	
South Africa	4,054,522	1.0002	255	
Chile	5,106,463	1.0002	1174	✓
Russia	21,903,578	1.0004	4702	✓
France	39,492,839	1.0007	7263	✓
South Korea	30,021,018	1.0010	12262	
Germany	37,701,193	1.0015	16737	
Brazil	36,768,416	1.0027	16472	✓
Japan	32,171,700	1.0083	81535	
Thailand	4,726,512	xx	xx	✓
Peru	4,479,075	xx	xx	
Sudan	63,729	xx	xx	
Canada	4,539,229	xx	xx	
New Zealand	2,171,788	xx	xx	✓
Uruguay	1,031,581	xx	xx	✓
Honduras	470,144	xx	xx	
Australia	11,274,262	xx	xx	
Colombia	6,354,791	xx	xx	
Spain	13,722,677	xx	xx	
Finland	1,449,824	xx	xx	
Belgium	4,688,927	xx	xx	✓
Sweden	2,690,473	xx	xx	
Kuwait	662,858	xx	xx	
Switzerland	4,384,899	xx	xx	
Nigeria	266,463	xx	xx	
China	1,837,279	xx	xx	✓
Oman	399,154	xx	xx	
Iraq	2,465,545	xx	xx	
Argentina	10,032,709	xx	xx	✓
Italy	25,415,630	xx	xx	✓
UK	24,259,240	xx	xx	
Turkey	17,042,722	xx	xx	✓
Belarus	994,037	xx	xx	✓
Egypt	515,645	xx	xx	✓

Updated on 25 January 2023

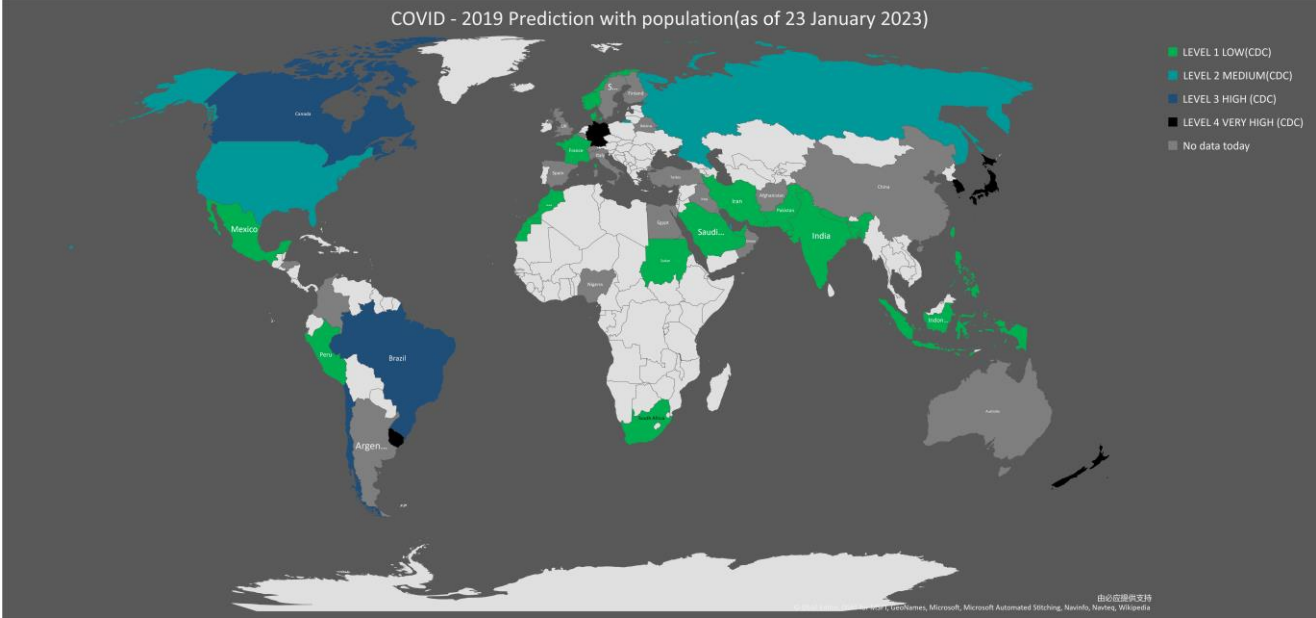
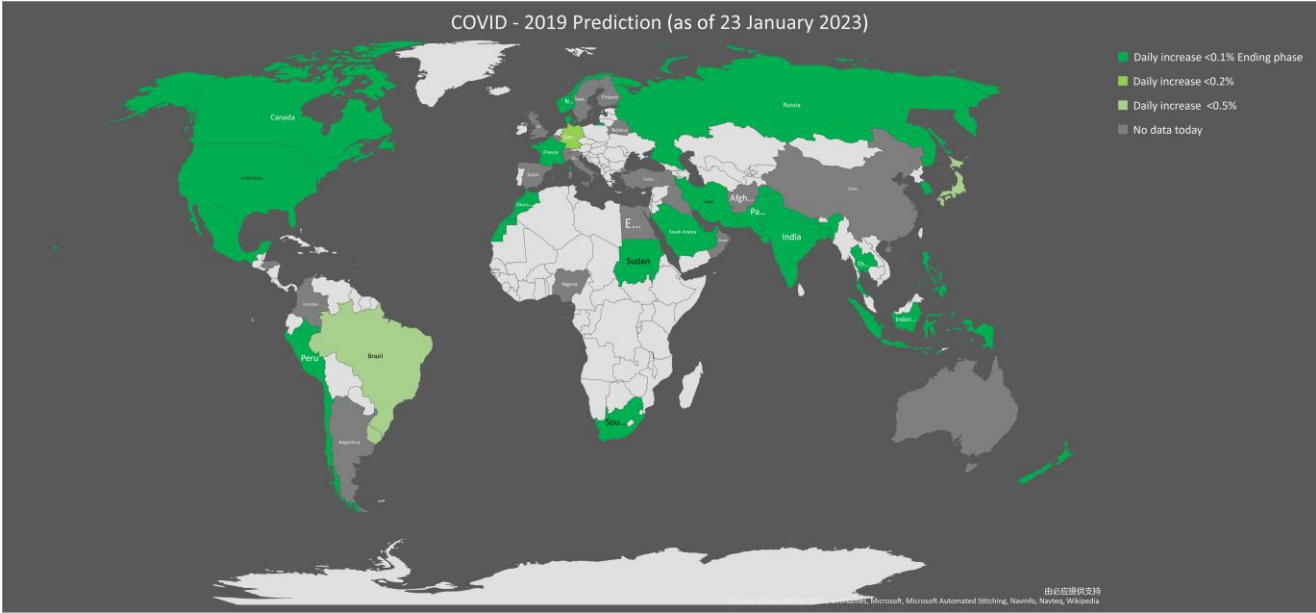


Rc > 3% Very good control	Daily increase <0.1% Ending phase
Rc < 3% Good control	Daily increase <0.2%
Rc < 2% Good control	Daily increase <0.5%
Rc < 1.5% Quite good control	Daily increase <1%
Rc < 1.25% Normal Control	Daily increase <2%
Rc < 1% Less than normal control	Daily increase <3%
Rc < 0.75% Severe bad Evolution	No data today
Rc < 0.5% Not yet controlled	

Province/City	Total No. of cases	Nn/Nn-1	Number of Daily N
Taiwan	9,397,945	1.0018	16518
Hong Kong	2,824,521	1.0026	2295

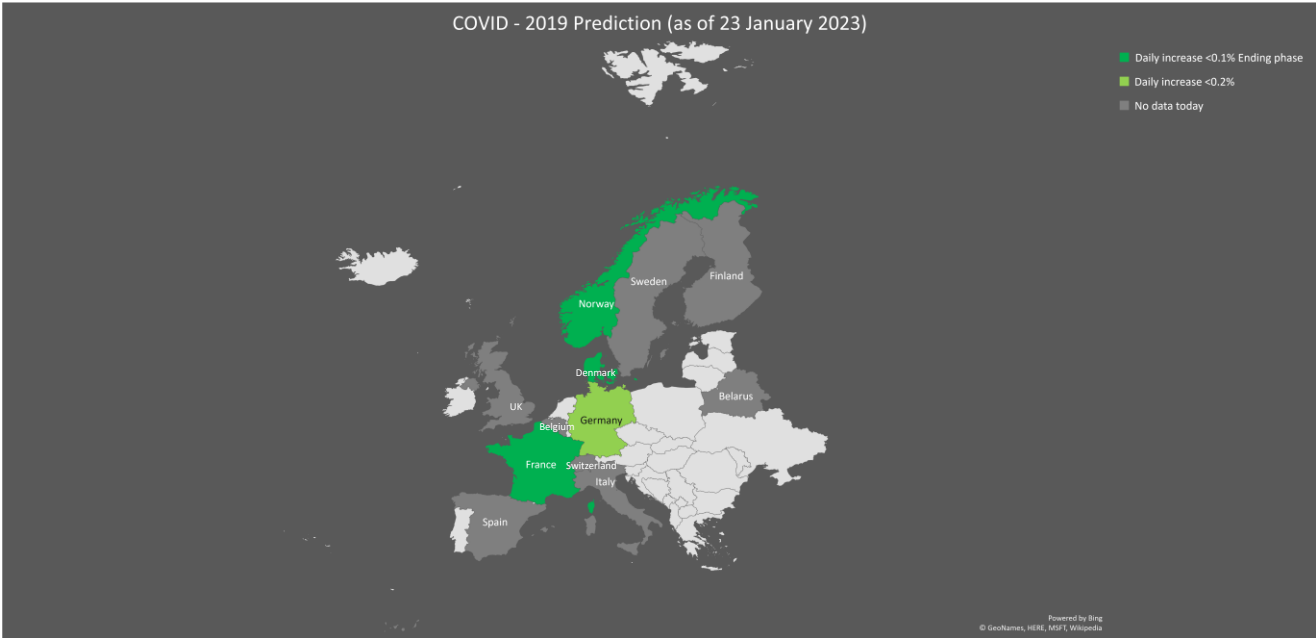


States	Total No. of cases	Nn/Nn-1	New cases/day
California	11,957,455	1.0001	964
Texas	8,295,697	1.0001	768
Michigan	3,024,478	1.0004	932
New York	6,862,880	1.0007	3063
New Jersey	2,989,010	1.0009	2091
Illinois	4,008,844	xx	xx
Massachusetts	2,186,426	xx	xx
Iowa	1,033,677	xx	xx
Washington	1,899,401	xx	xx
Florida	7,393,406	xx	xx
Pennsylvania	3,447,091	xx	xx
Indiana	2,020,938	xx	xx



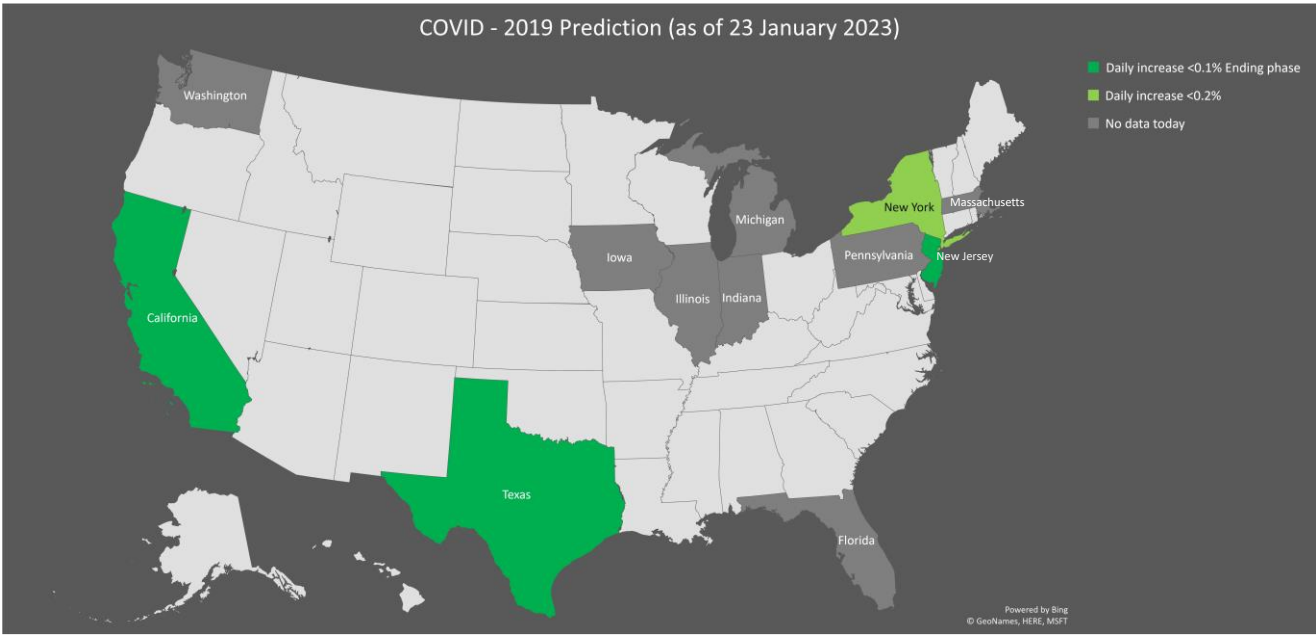
Countries	Total No. of cases	Nn/Nn-1	New cases/day	ANSO Member
Nepal	1,001,077	1.0000	1	√
Morocco	1,272,167	1.0000	3	√
India	44,682,104	1.0000	89	√
Pakistan	1,576,186	1.0000	10	√
Bangladesh	2,037,444	1.0000	36	√
Thailand	4,726,512	1.0000	90	√
Denmark	3,172,562	1.0000	54	
Peru	4,479,075	1.0000	104	
Indonesia	6,728,184	1.0000	119	
Iran	7,563,505	1.0000	120	√
Singapore	2,214,312	1.0000	78	
Norway	1,477,446	1.0000	63	
Philippines	4,072,072	1.0001	215	
Sudan	63,729	1.0001	4	
UAE	1,048,778	1.0001	76	
South Africa	4,054,267	1.0001	107	
France	39,485,576	1.0001	1027	√
Saudi Arabia	827,658	1.0001	50	
United States	103,888,296	1.0001	9111	
Qatar	492,043	1.0002	76	
Mexico	7,342,277	1.0002	797	√
Chile	5,105,289	1.0003	1377	√
Russia	21,898,876	1.0004	4719	√
Canada	4,539,229	1.0006	2064	
South Korea	30,008,756	1.0008	9227	
New Zealand	2,171,788	1.0009	1979	√
Germany	37,684,456	1.0014	16072	
Brazil	36,751,944	1.0029	17855	√
Uruguay	1,031,581	1.0032	2017	√
Japan	32,090,165	1.0046	44837	
Honduras	470,144	xx	xx	
Australia	11,274,262	xx	xx	
Colombia	6,354,791	xx	xx	
Spain	13,722,677	xx	xx	
Finland	1,449,824	xx	xx	
Belgium	4,688,927	xx	xx	√
Afghanistan	208,084	xx	xx	
Sweden	2,690,473	xx	xx	
Kuwait	662,858	xx	xx	
Switzerland	4,384,899	xx	xx	
Nigeria	266,463	xx	xx	
China	1,837,279	xx	xx	√
Oman	399,154	xx	xx	
Iraq	2,465,545	xx	xx	
Argentina	10,032,709	xx	xx	√
Italy	25,415,630	xx	xx	√
UK	24,259,240	xx	xx	
Turkey	17,042,722	xx	xx	√
Belarus	994,037	xx	xx	√
Egypt	515,645	xx	xx	√

Updated on 24 January 2023

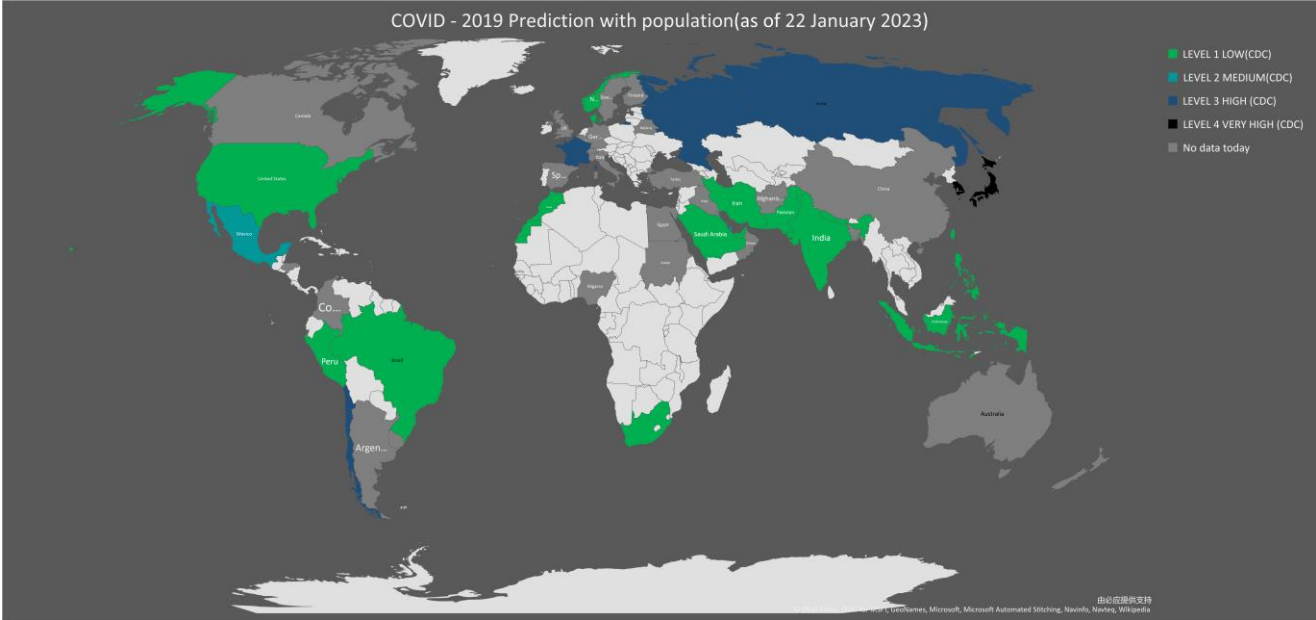
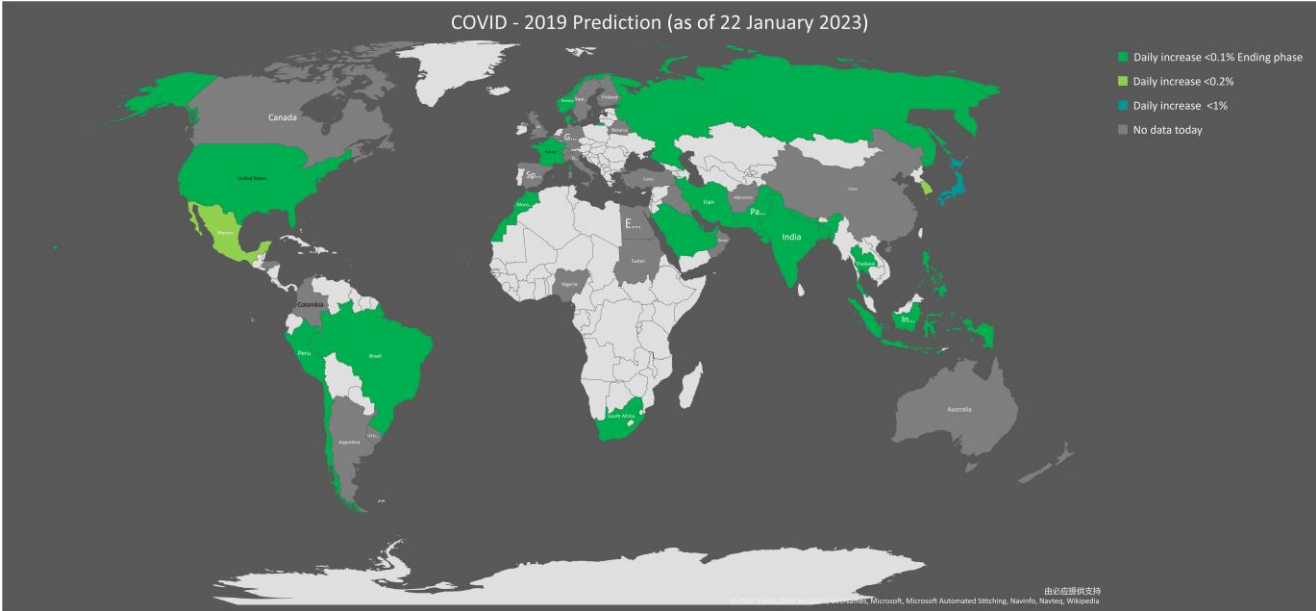


Rc > 3% Very good control	Daily increase <0.1% Ending phase
Rc < 3% Good control	Daily increase <0.2%
Rc < 2% Good control	Daily increase <0.5%
Rc < 1.5% Quite good control	Daily increase <1%
Rc < 1.25% Normal Control	Daily increase <2%
Rc < 1% Less than normal control	Daily increase <3%
Rc < 0.75% Severe bad Evolution	No data today
Rc < 0.5% Not yet controlled	

Province/City	Total No. of cases	Nn/Nn-1	Number of Daily N
Taiwan	9,381,427	1.0016	14859
Hong Kong	2,822,226	1.0023	1987

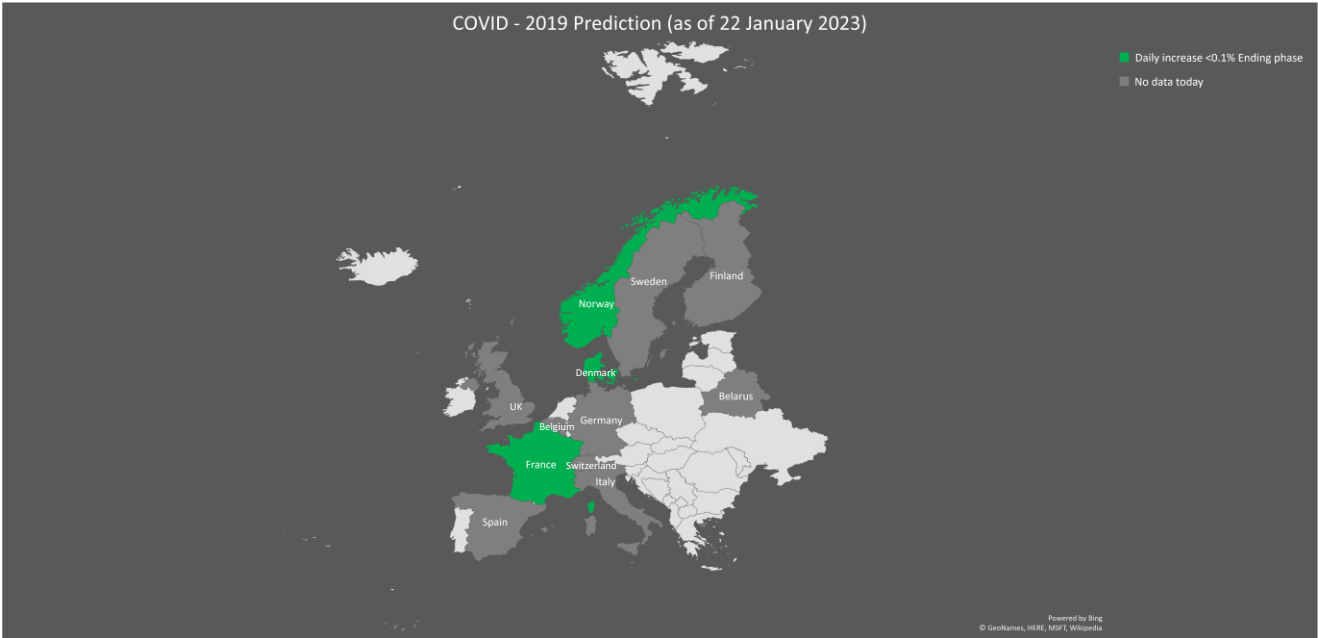


States	Total No. of cases	Nn/Nn-1	New cases/day
Texas	8,294,929	1.0002	850
California	11,956,491	1.0003	2230
New Jersey	2,986,919	1.0004	954
New York	6,859,817	1.0014	5926
Illinois	4,008,844	xx	xx
Massachusetts	2,186,426	xx	xx
Iowa	1,033,677	xx	xx
Washington	1,899,401	xx	xx
Florida	7,393,406	xx	xx
Pennsylvania	3,447,091	xx	xx
Michigan	3,017,948	xx	xx
Indiana	2,020,938	xx	xx



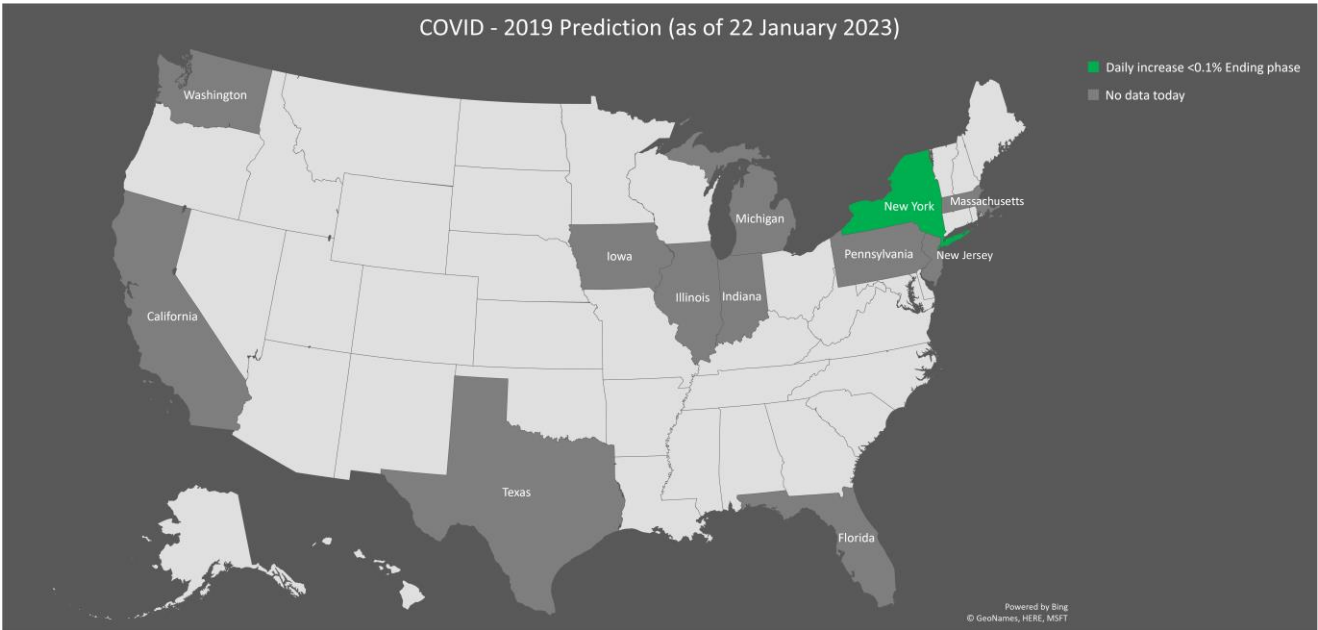
Countries	Total No. of cases	Nn/Nn-1	New cases/day	ANSO Member
Nepal	1,001,076	1.0000	1	✓
Morocco	1,272,164	1.0000	2	✓
India	44,682,015	1.0000	94	✓
Pakistan	1,576,176	1.0000	9	✓
Norway	1,477,383	1.0000	26	
Denmark	3,172,508	1.0000	67	
Iran	7,563,385	1.0000	112	✓
Indonesia	6,728,065	1.0000	218	
Peru	4,478,971	1.0001	279	
United States	103,856,217	1.0001	4579	
Saudi Arabia	827,608	1.0001	30	
Philippines	4,071,857	1.0001	293	
UAE	1,048,702	1.0001	79	
Singapore	2,214,234	1.0001	170	
Thailand	4,726,422	1.0001	537	✓
Qatar	491,967	1.0001	57	
Brazil	36,734,089	1.0002	1073	✓
South Africa	4,054,160	1.0003	364	
France	39,484,549	1.0003	3477	✓
Chile	5,103,912	1.0004	2075	✓
Russia	21,894,157	1.0005	5729	✓
Mexico	7,341,480	1.0013	4380	✓
South Korea	29,999,529	1.0014	16624	
Japan	32,045,328	1.0066	64450	
Germany	37,668,384	xx	xx	
Honduras	470,144	xx	xx	
Australia	11,274,262	xx	xx	
Colombia	6,354,791	xx	xx	
Spain	13,722,677	xx	xx	
Bangladesh	2,037,408	xx	xx	✓
Finland	1,449,824	xx	xx	
Belgium	4,688,927	xx	xx	✓
Afghanistan	208,084	xx	xx	
Sudan	63,725	xx	xx	
Sweden	2,690,473	xx	xx	
Canada	4,524,782	xx	xx	
New Zealand	2,157,933	xx	xx	✓
Uruguay	1,029,564	xx	xx	✓
Kuwait	662,858	xx	xx	
Switzerland	4,384,899	xx	xx	
Nigeria	266,463	xx	xx	
China	1,837,279	xx	xx	✓
Oman	399,154	xx	xx	
Iraq	2,465,545	xx	xx	
Argentina	10,024,095	xx	xx	✓
Italy	25,415,630	xx	xx	✓
UK	24,259,240	xx	xx	
Turkey	17,042,722	xx	xx	✓
Belarus	994,037	xx	xx	✓
Egypt	515,645	xx	xx	✓

Updated on 23 January 2023

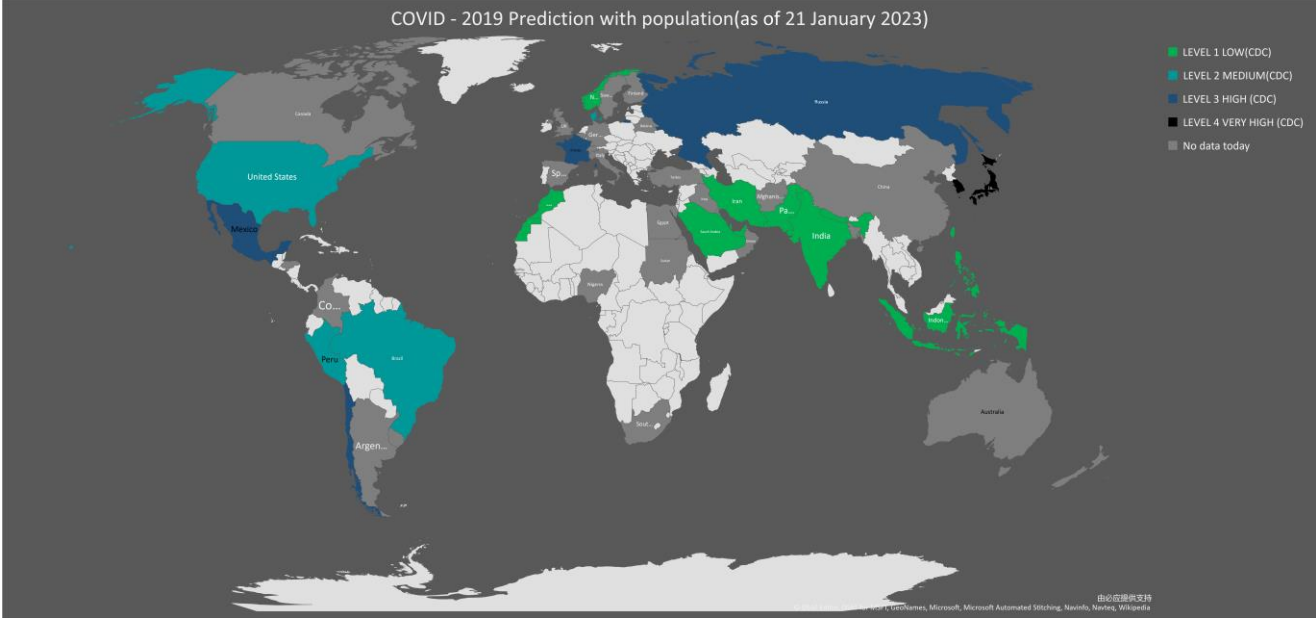
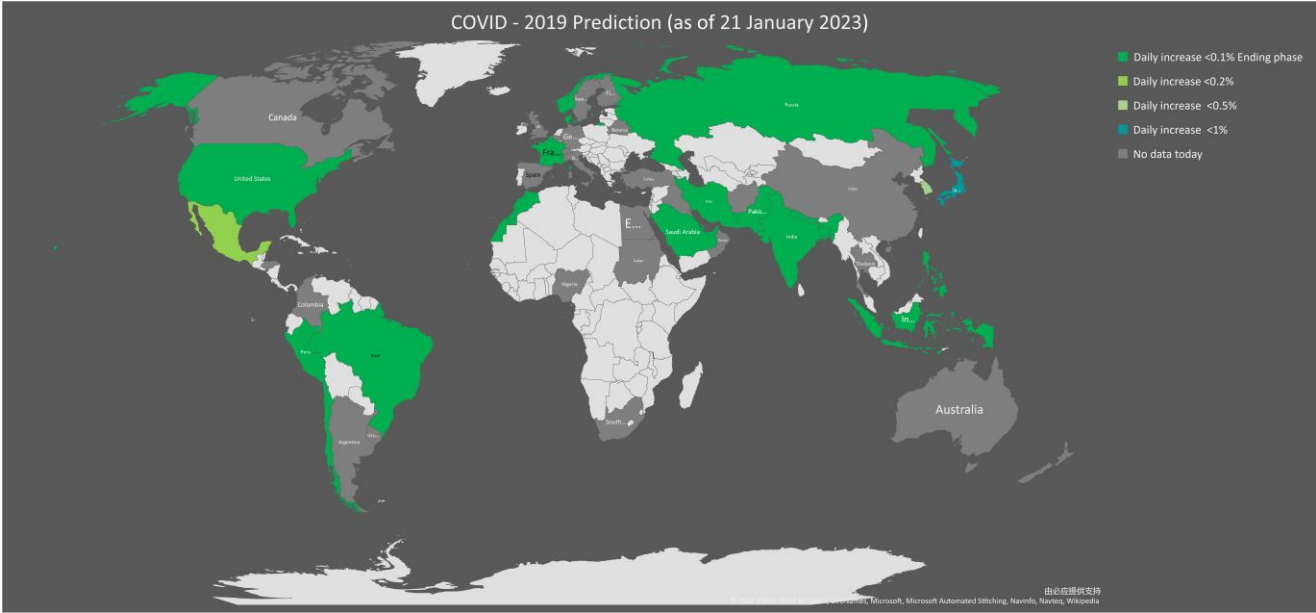


Rc > 3% Very good control	Daily increase < 0.1% Ending phase
Rc < 3% Good control	Daily increase < 0.2%
Rc < 2% Good control	Daily increase < 0.5%
Rc < 1.5% Quite good control	Daily increase < 1%
Rc < 1.25% Normal Control	Daily increase < 2%
Rc < 1% Less than normal control	Daily increase < 3%
Rc < 0.75% Severe bad Evolution	No data today
Rc < 0.5% Not yet controlled	

Province/City	Total No. of cases	Nn/Nn-1	Number of Daily N
Taiwan	9,366,568	1.0011	10669
Hong Kong	2,820,239	1.0026	2271

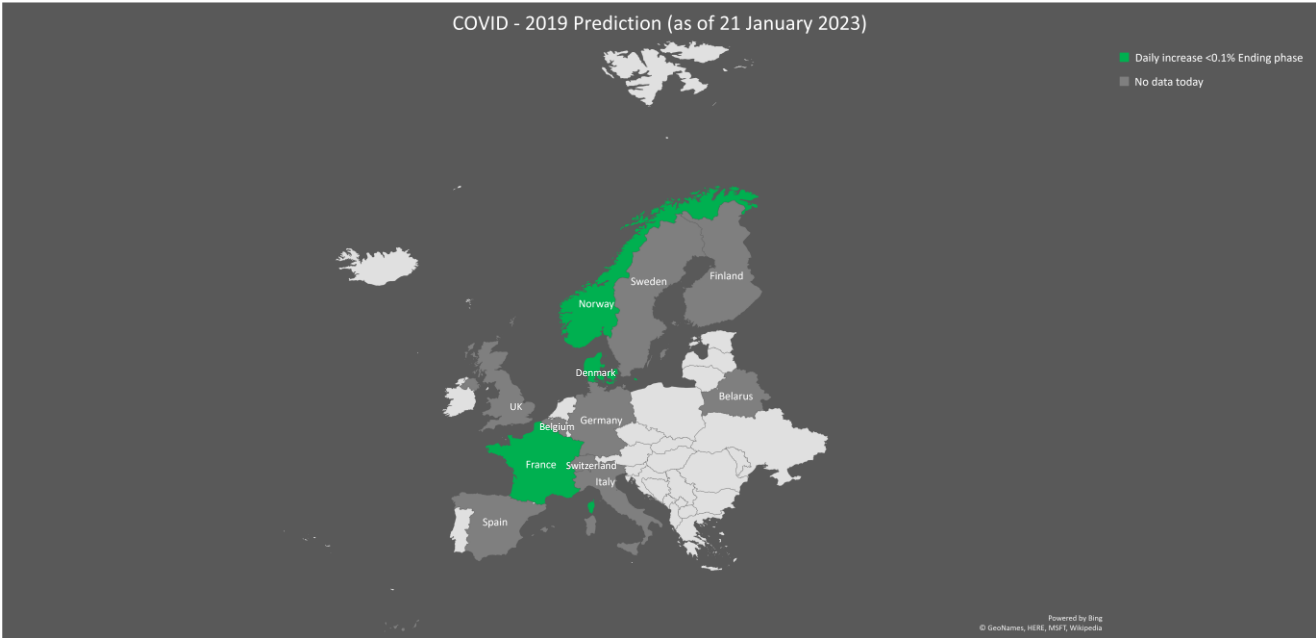


States	Total No. of cases	Nn/Nn-1	New cases/day
New York	6,853,891	1.0006	2664
California	11,954,261	xx	xx
Texas	8,294,079	xx	xx
New Jersey	2,981,852	xx	xx
Illinois	4,008,844	xx	xx
Massachusetts	2,186,426	xx	xx
Iowa	1,033,677	xx	xx
Washington	1,899,401	xx	xx
Florida	7,393,406	xx	xx
Pennsylvania	3,447,091	xx	xx
Michigan	3,017,948	xx	xx
Indiana	2,020,938	xx	xx



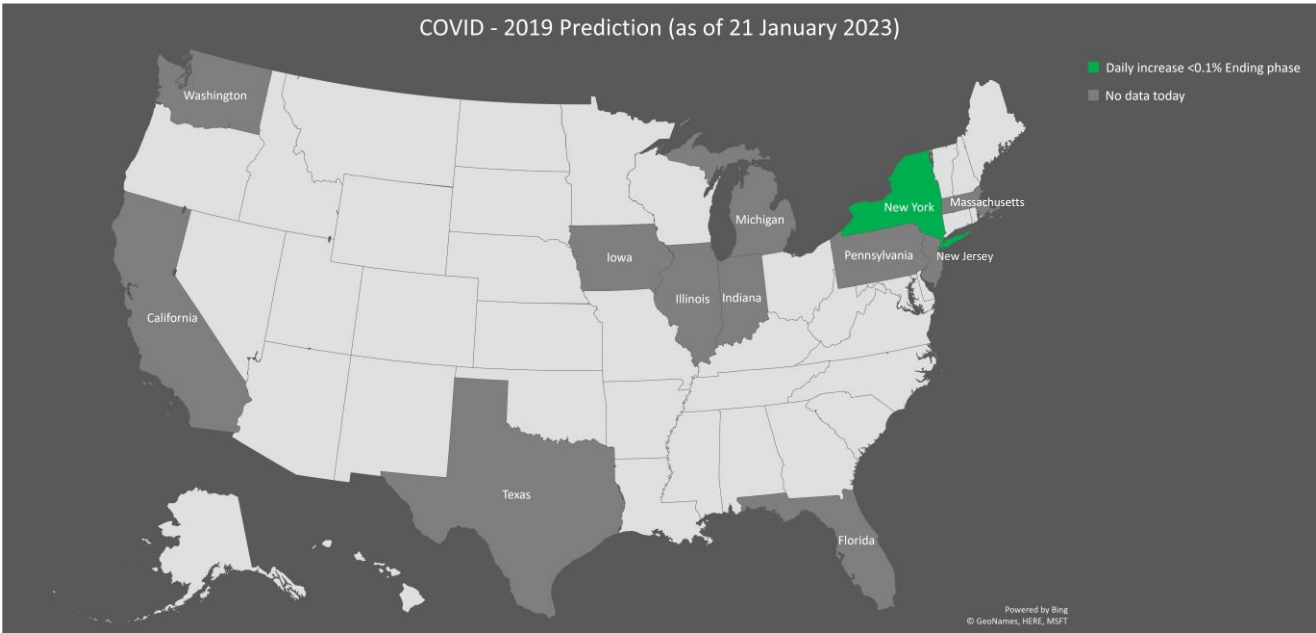
Countries	Total No. of cases	Nn/Nn-1	New cases/day	ANSO Member
Nepal	1,001,075	1.0000	1	✓
India	44,681,921	1.0000	37	✓
Norway	1,477,357	1.0000	13	
Morocco	1,272,162	1.0000	16	✓
Iran	7,563,273	1.0000	106	✓
Pakistan	1,576,167	1.0000	19	✓
Denmark	3,172,441	1.0000	106	
Indonesia	6,727,847	1.0000	238	
Saudi Arabia	827,578	1.0000	22	
Qatar	491,910	1.0001	30	
Philippines	4,071,564	1.0001	249	
United States	103,829,943	1.0001	6610	
UAE	1,048,623	1.0001	106	
Singapore	2,214,064	1.0001	269	
Peru	4,478,692	1.0002	737	
France	39,481,072	1.0004	4324	✓
Chile	5,101,837	1.0005	2369	✓
Russia	21,888,428	1.0005	6014	✓
Brazil	36,733,016	1.0009	5441	✓
Mexico	7,337,100	1.0014	4880	✓
South Korea	29,982,905	1.0024	27539	
Japan	31,980,878	1.0082	78954	
South Africa	4,053,796	xx	xx	
Germany	37,668,384	xx	xx	
Honduras	470,144	xx	xx	
Australia	11,274,262	xx	xx	
Colombia	6,354,791	xx	xx	
Spain	13,722,677	xx	xx	
Bangladesh	2,037,408	xx	xx	✓
Finland	1,449,824	xx	xx	
Belgium	4,688,927	xx	xx	✓
Afghanistan	208,084	xx	xx	
Sudan	63,725	xx	xx	
Sweden	2,690,473	xx	xx	
Thailand	4,725,885	xx	xx	✓
Canada	4,524,782	xx	xx	
New Zealand	2,157,933	xx	xx	✓
Uruguay	1,029,564	xx	xx	✓
Kuwait	662,858	xx	xx	
Switzerland	4,384,899	xx	xx	
Nigeria	266,463	xx	xx	
China	1,837,279	xx	xx	✓
Oman	399,154	xx	xx	
Iraq	2,465,545	xx	xx	
Argentina	10,024,095	xx	xx	✓
Italy	25,415,630	xx	xx	✓
UK	24,259,240	xx	xx	
Turkey	17,042,722	xx	xx	✓
Belarus	994,037	xx	xx	✓
Egypt	515,645	xx	xx	✓

Updated on 22 January 2023

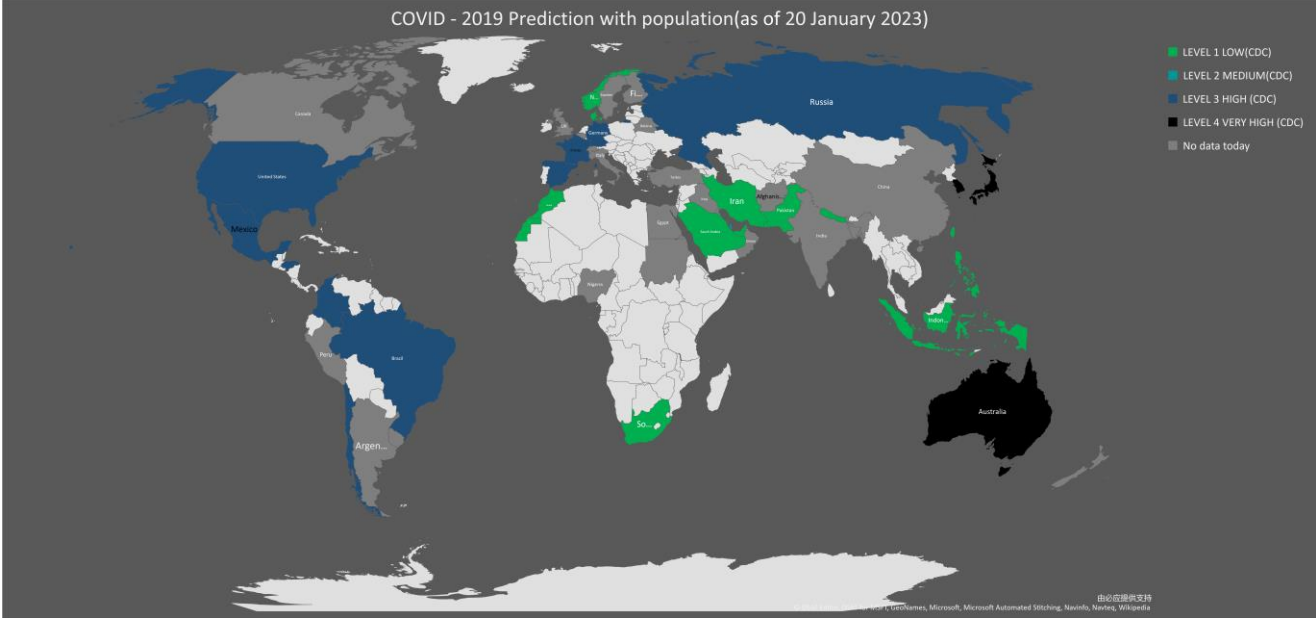
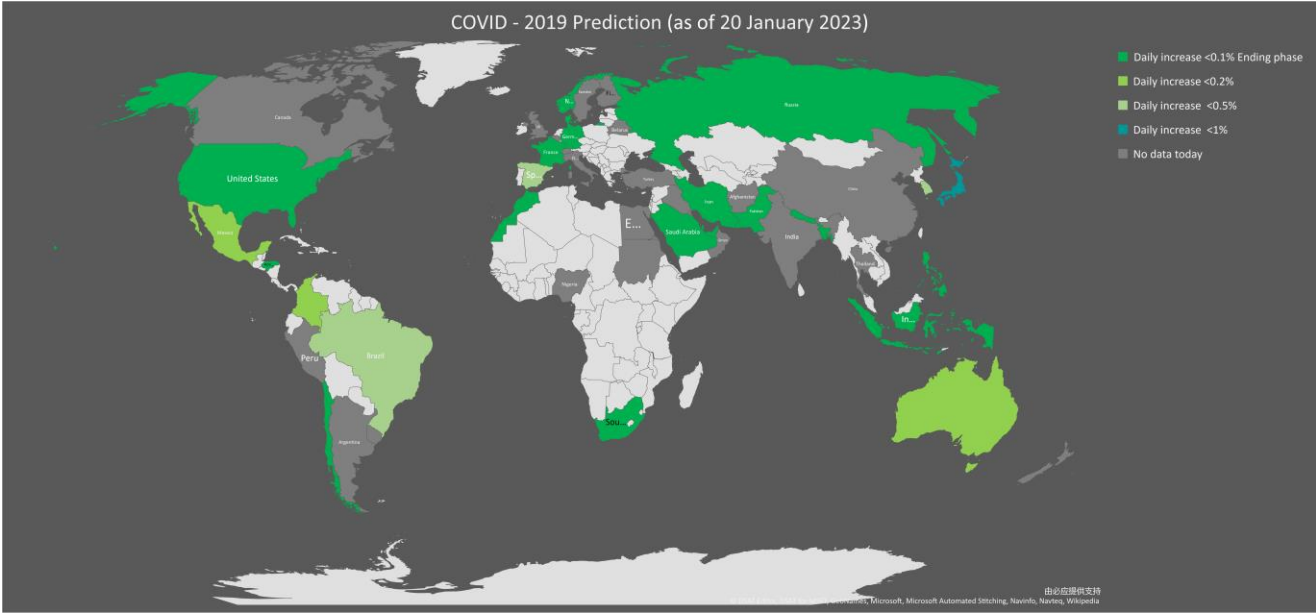


Rc > 3% Very good control	Daily increase <0.1% Ending phase
Rc < 3% Good control	Daily increase <0.2%
Rc < 2% Good control	Daily increase <0.5%
Rc < 1.5% Quite good control	Daily increase <1%
Rc < 1.25% Normal Control	Daily increase <2%
Rc < 1% Less than normal control	Daily increase <3%
Rc < 0.75% Severe bad Evolution	No data today
Rc < 0.5% Not yet controlled	

Province/City	Total No. of cases	Nn/Nn-1	Number of Daily N
Taiwan	9,355,899	1.0021	19187
Hong Kong	2,817,968	1.0032	2737

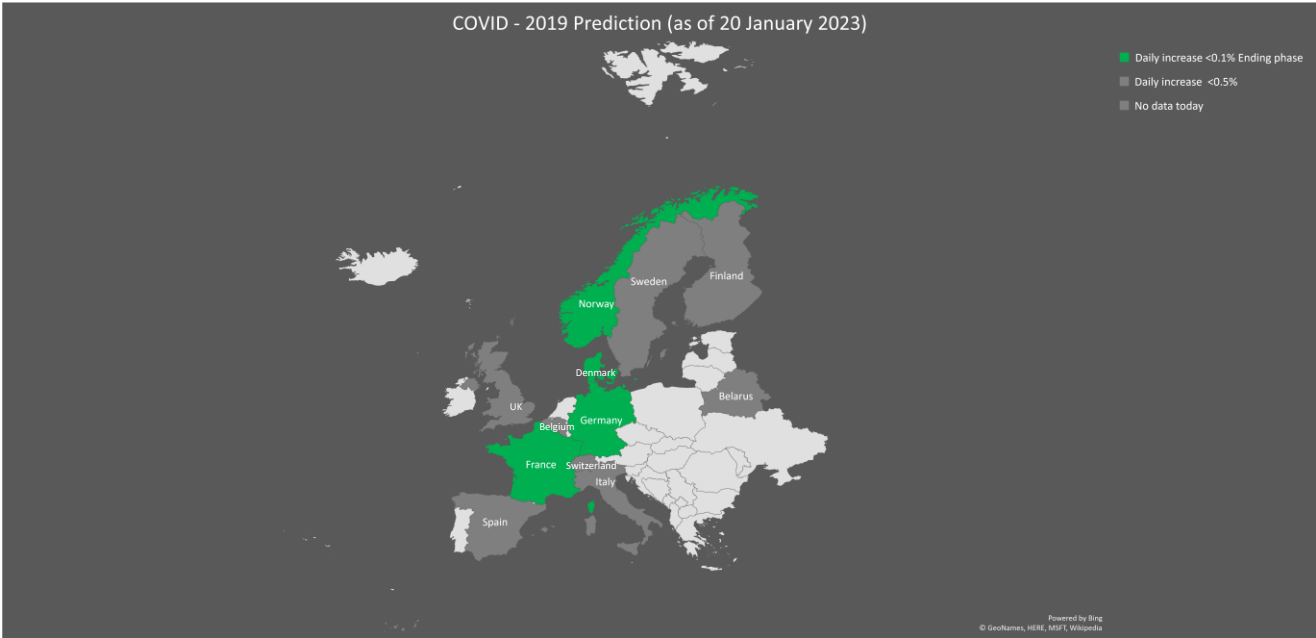


States	Total No. of cases	Nn/Nn-1	New cases/day
New York	6,851,227	1.0010	4288
California	11,932,566	xx	xx
Texas	8,294,079	xx	xx
New Jersey	2,981,852	xx	xx
Illinois	4,008,844	xx	xx
Massachusetts	2,186,426	xx	xx
Iowa	1,033,677	xx	xx
Washington	1,899,401	xx	xx
Florida	7,393,406	xx	xx
Pennsylvania	3,447,091	xx	xx
Michigan	3,017,948	xx	xx
Indiana	2,020,938	xx	xx



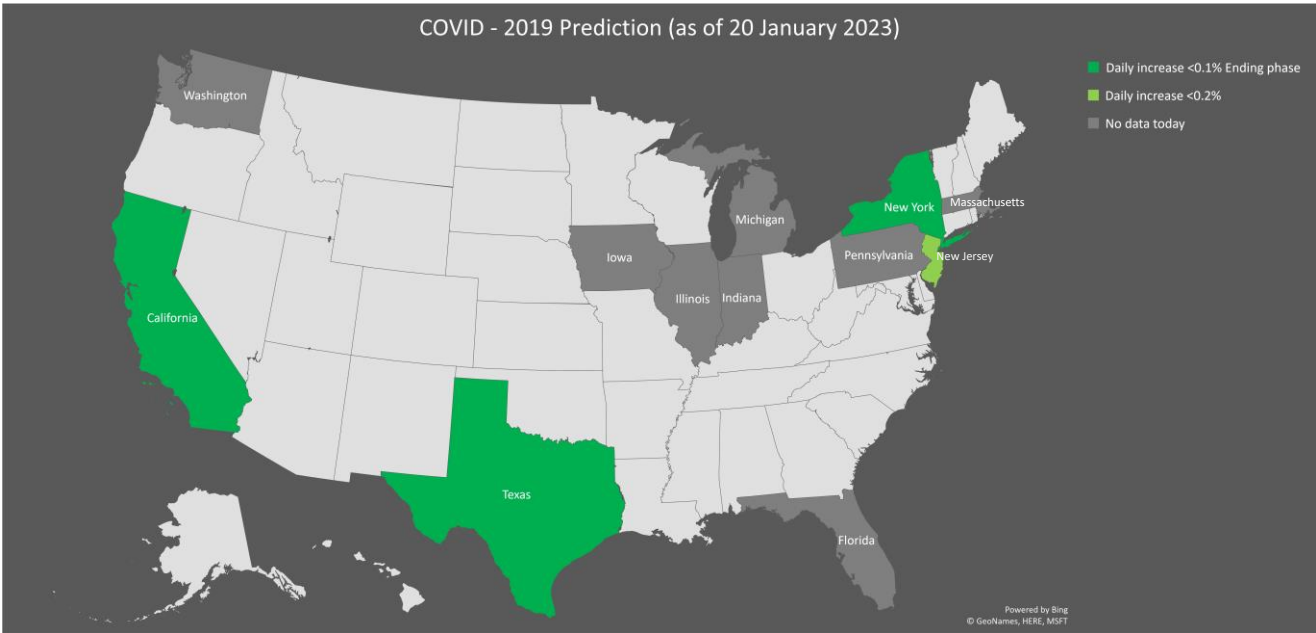
Countries	Total No. of cases	Nn/Nn-1	New cases/day	ANSO Member
Nepal	1,001,074	1.0000	1	✓
Iran	7,563,167	1.0000	71	✓
Morocco	1,272,146	1.0000	15	✓
Philippines	4,071,315	1.0000	126	
Pakistan	1,576,148	1.0000	21	✓
Denmark	3,172,335	1.0000	96	
Norway	1,477,344	1.0001	68	
Indonesia	6,727,609	1.0001	292	
Saudi Arabia	827,556	1.0001	34	
Qatar	491,880	1.0001	63	
UAE	1,048,517	1.0001	140	
Singapore	2,213,795	1.0002	360	
United States	103,823,333	1.0002	14791	
South Africa	4,053,796	1.0002	269	
France	39,476,748	1.0004	4475	✓
Chile	5,099,468	1.0005	2582	✓
Russia	21,882,414	1.0005	6078	✓
Germany	37,668,384	1.0008	8866	
Honduras	470,144	1.0009	420	
Australia	11,274,262	1.0011	11611	
Colombia	6,354,791	1.0012	4820	
Mexico	7,332,220	1.0018	5989	✓
South Korea	29,955,366	1.0024	27408	
Brazil	36,727,575	1.0024	14569	✓
Spain	13,722,677	1.0029	3524	
Japan	31,901,924	1.0087	82614	
Bangladesh	2,037,408	xx	xx	✓
Finland	1,449,824	xx	xx	
Peru	4,477,551	xx	xx	
Belgium	4,688,927	xx	xx	✓
Afghanistan	208,084	xx	xx	
Sudan	63,725	xx	xx	
Sweden	2,690,473	xx	xx	
Thailand	4,725,885	xx	xx	✓
Canada	4,524,782	xx	xx	
New Zealand	2,157,933	xx	xx	✓
Uruguay	1,029,564	xx	xx	✓
Kuwait	662,858	xx	xx	
India	44,681,884	xx	xx	✓
Switzerland	4,384,899	xx	xx	
Nigeria	266,463	xx	xx	
China	1,837,279	xx	xx	✓
Oman	399,154	xx	xx	
Iraq	2,465,545	xx	xx	
Argentina	10,024,095	xx	xx	✓
Italy	25,415,630	xx	xx	✓
UK	24,243,393	xx	xx	
Turkey	17,042,722	xx	xx	✓
Belarus	994,037	xx	xx	✓
Egypt	515,645	xx	xx	✓

Updated on 21 January 2023

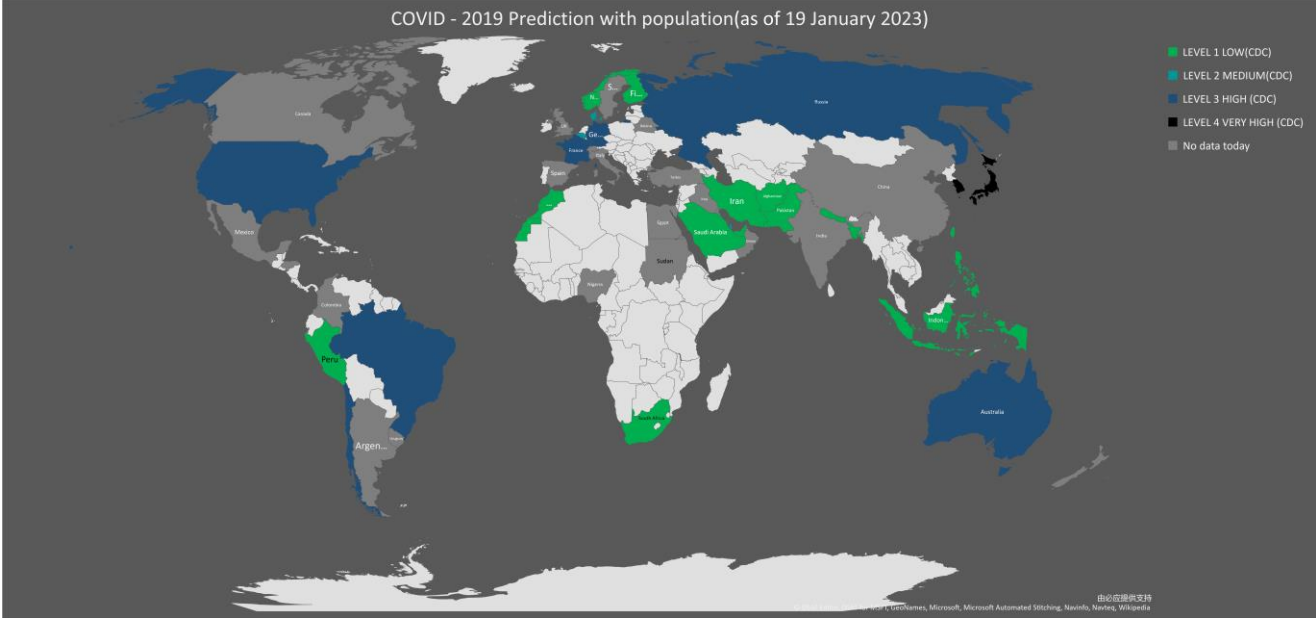
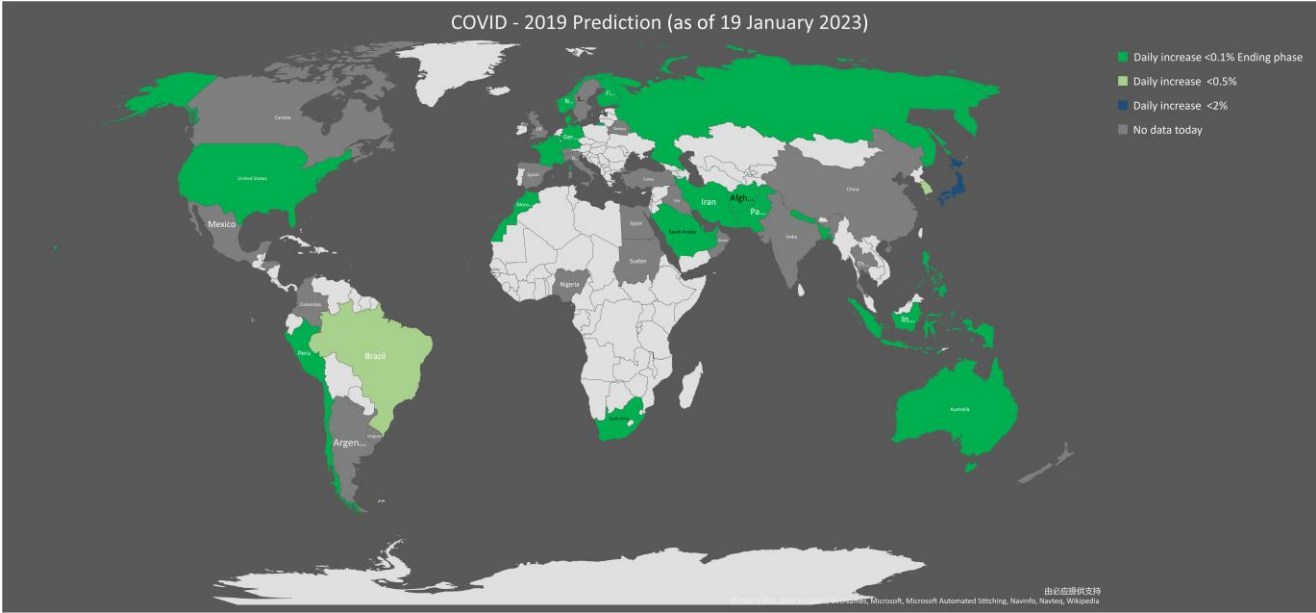


Rc > 3% Very good control	Daily increase <0.1% Ending phase
Rc < 3% Good control	Daily increase <0.2%
Rc < 2% Good control	Daily increase <0.5%
Rc < 1.5% Quite good control	Daily increase <1%
Rc < 1.25% Normal Control	Daily increase <2%
Rc < 1% Less than normal control	Daily increase <3%
Rc < 0.75% Severe bad Evolution	No data today
Rc < 0.5% Not yet controlled	

Province/City	Total No. of cases	Nn/Nn-1	Number of Daily N
Taiwan	9,315,634	1.0020	18218
Hong Kong	2,811,724	1.0044	3789

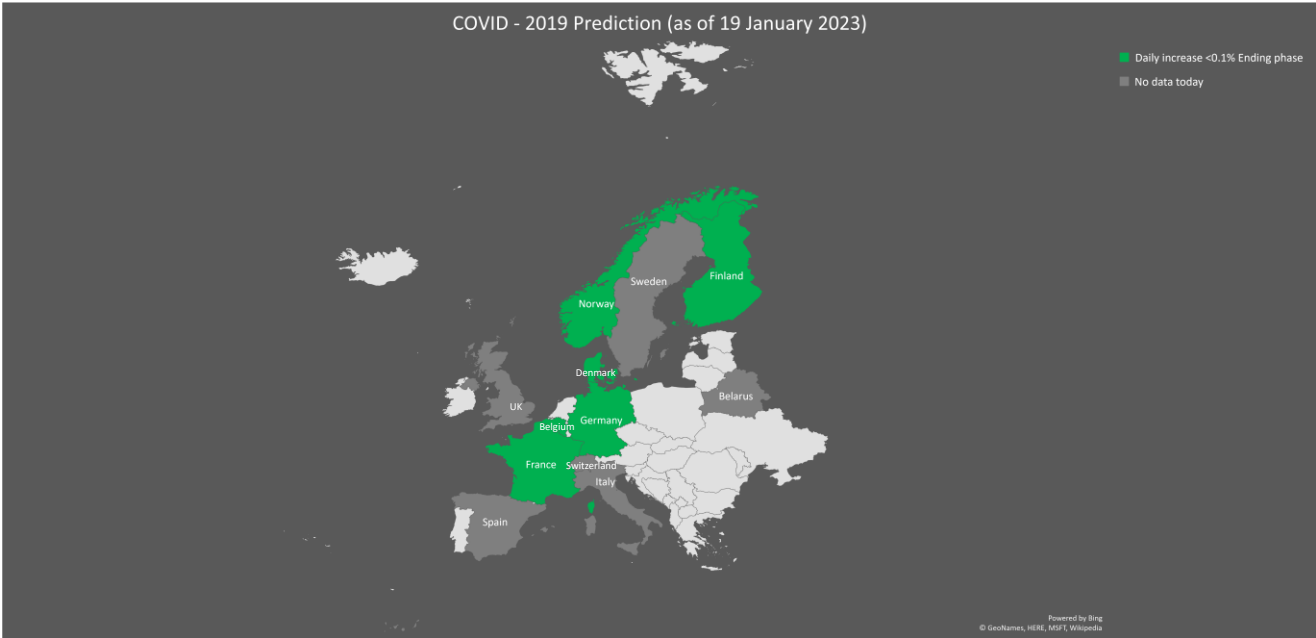


States	Total No. of cases	Nn/Nn-1	New cases/day
California	11,931,405	1.0002	1466
Texas	8,292,163	1.0003	1587
Illinois	4,008,844	1.0006	1566
Massachusetts	2,186,426	1.0008	1199
New Jersey	2,979,238	1.0011	2450
New York	6,843,875	1.0012	5175
Iowa	1,033,677	xx	xx
Washington	1,899,401	xx	xx
Florida	7,393,406	xx	xx
Pennsylvania	3,447,091	xx	xx
Michigan	3,017,948	xx	xx
Indiana	2,020,938	xx	xx



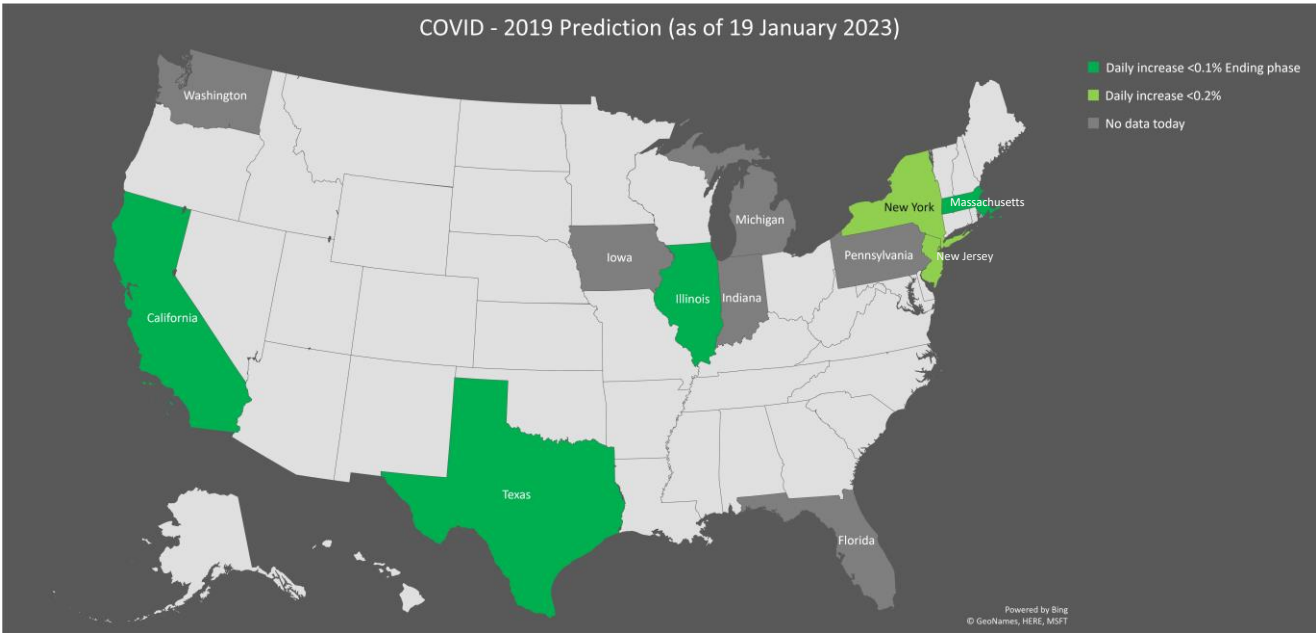
Countries	Total No. of cases	Nn/Nn-1	New cases/day	ANSO Member
Bangladesh	2,037,408	1.0000	9	✓
Nepal	1,001,073	1.0000	5	✓
Morocco	1,272,131	1.0000	15	✓
Iran	7,563,096	1.0000	98	✓
Pakistan	1,576,127	1.0000	17	✓
Denmark	3,172,239	1.0000	130	
Norway	1,477,276	1.0001	71	
Finland	1,449,824	1.0001	79	
Indonesia	6,727,317	1.0001	310	
Philippines	4,071,189	1.0001	289	
Saudi Arabia	827,522	1.0001	34	
UAE	1,048,377	1.0001	102	
Peru	4,477,551	1.0001	487	
Belgium	4,688,927	1.0001	397	✓
Afghanistan	208,084	1.0001	31	
Singapore	2,213,435	1.0002	344	
Qatar	491,817	1.0002	96	
Australia	11,262,651	1.0002	2540	
United States	103,808,542	1.0003	22430	
South Africa	4,053,527	1.0005	539	
France	39,472,273	1.0005	4992	✓
Russia	21,876,336	1.0005	5914	✓
Chile	5,096,886	1.0006	2984	✓
Germany	37,659,518	1.0009	9710	
South Korea	29,927,958	1.0026	29816	
Brazil	36,713,006	1.0026	15922	✓
Japan	31,819,310	1.0102	96392	
Sudan	63,725	xx	xx	
Sweden	2,690,473	xx	xx	
Mexico	7,315,454	xx	xx	✓
Thailand	4,725,885	xx	xx	✓
Canada	4,524,782	xx	xx	
New Zealand	2,157,933	xx	xx	✓
Uruguay	1,029,564	xx	xx	✓
Kuwait	662,858	xx	xx	
India	44,681,884	xx	xx	✓
Honduras	469,724	xx	xx	
Switzerland	4,384,899	xx	xx	
Spain	13,711,251	xx	xx	
Nigeria	266,463	xx	xx	
Colombia	6,349,971	xx	xx	
China	1,837,279	xx	xx	✓
Oman	399,154	xx	xx	
Iraq	2,465,545	xx	xx	
Argentina	10,024,095	xx	xx	✓
Italy	25,363,742	xx	xx	✓
UK	24,243,393	xx	xx	
Turkey	17,042,722	xx	xx	✓
Belarus	994,037	xx	xx	✓
Egypt	515,645	xx	xx	✓

Updated on 20 January 2023

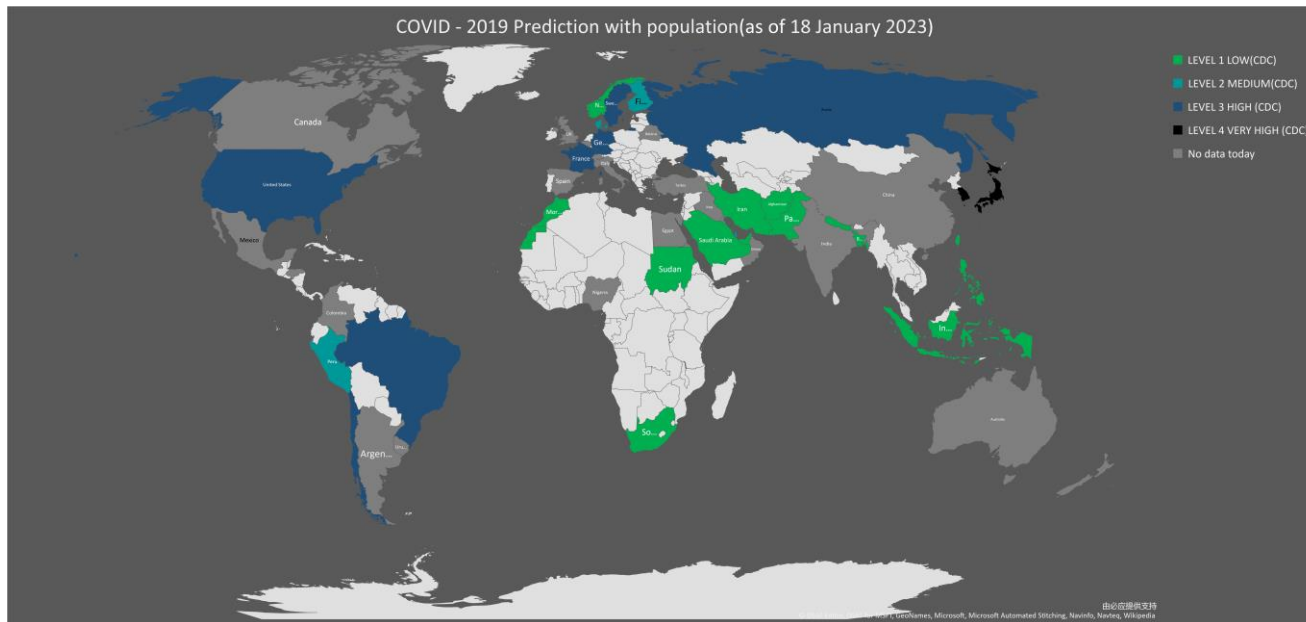
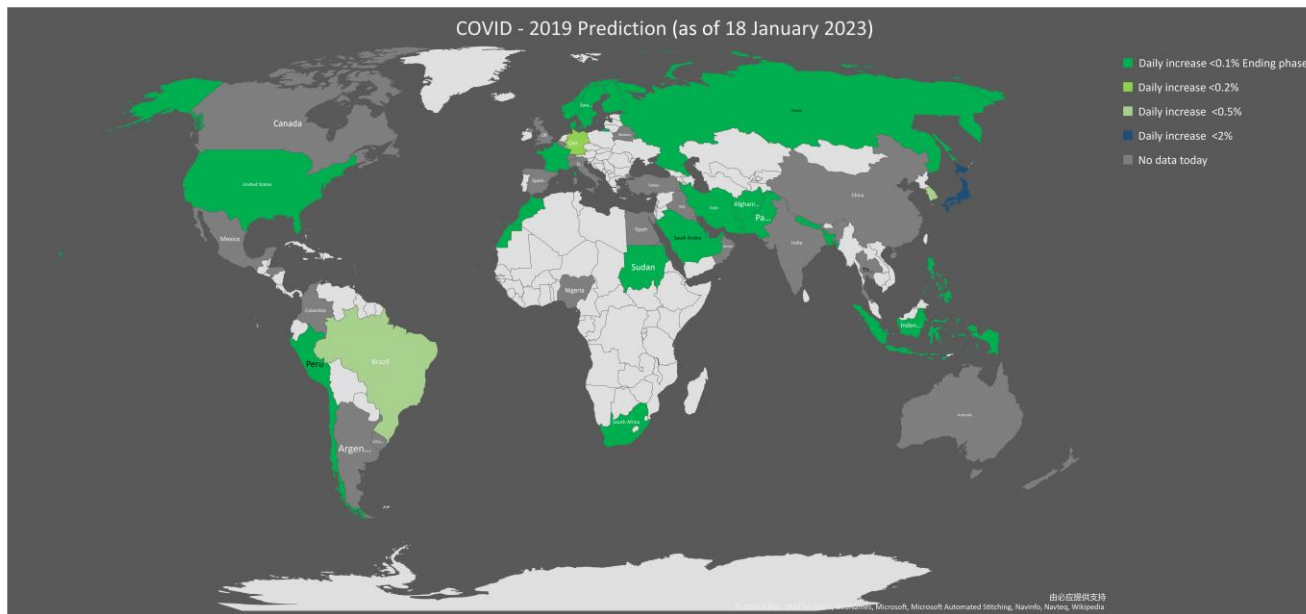


Rc > 3% Very good control	Daily increase <0.1% Ending phase
Rc < 3% Good control	Daily increase <0.2%
Rc < 2% Good control	Daily increase <0.5%
Rc < 1.5% Quite good control	Daily increase <1%
Rc < 1.25% Normal control	Daily increase <2%
Rc < 1% Less than normal control	Daily increase <3%
Rc < 0.75% Severe bad Evolution	No data today
Rc < 0.5% Not yet controlled	

Province/City	Total No. of cases	Nn/Nn-1	Number of Daily N
Taiwan	9,315,634	1.0020	18218
Hong Kong	2,811,724	1.0044	3789

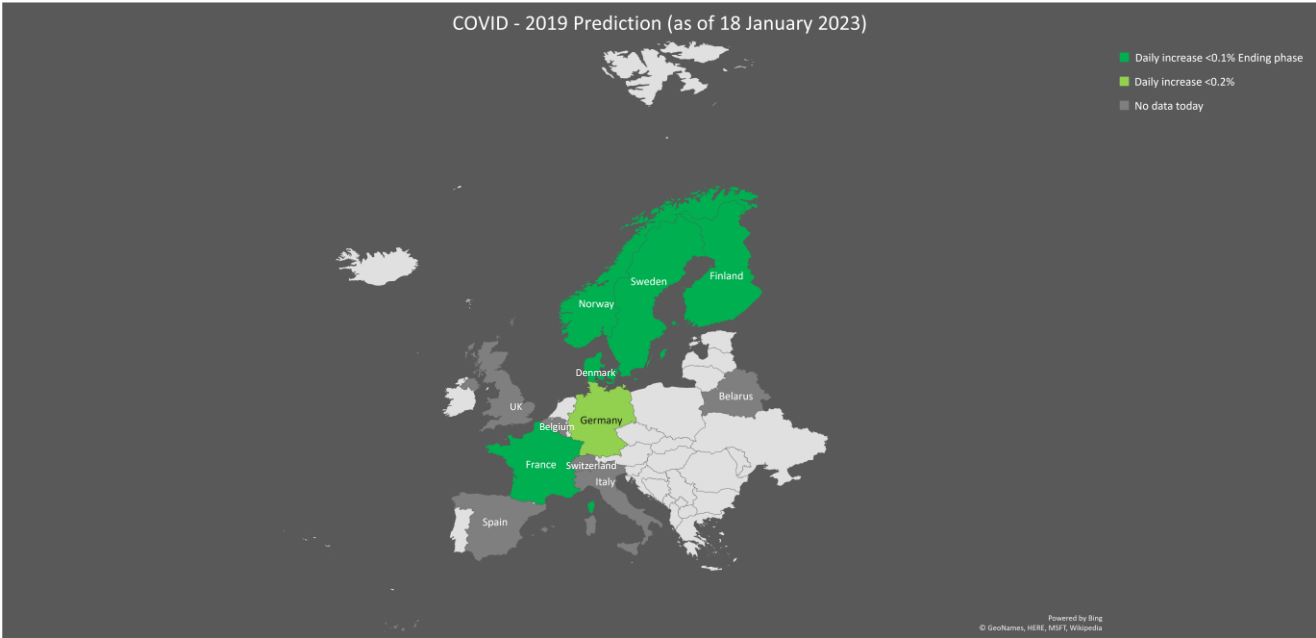


States	Total No. of cases	Nn/Nn-1	New cases/day
California	11,931,405	1.0002	1466
Texas	8,292,163	1.0003	1587
Illinois	4,008,844	1.0006	1566
Massachusetts	2,186,426	1.0008	1199
New Jersey	2,979,238	1.0011	2450
New York	6,843,875	1.0012	5175
Iowa	1,033,677	xx	xx
Washington	1,899,401	xx	xx
Florida	7,393,406	xx	xx
Pennsylvania	3,447,091	xx	xx
Michigan	3,017,948	xx	xx
Indiana	2,020,938	xx	xx



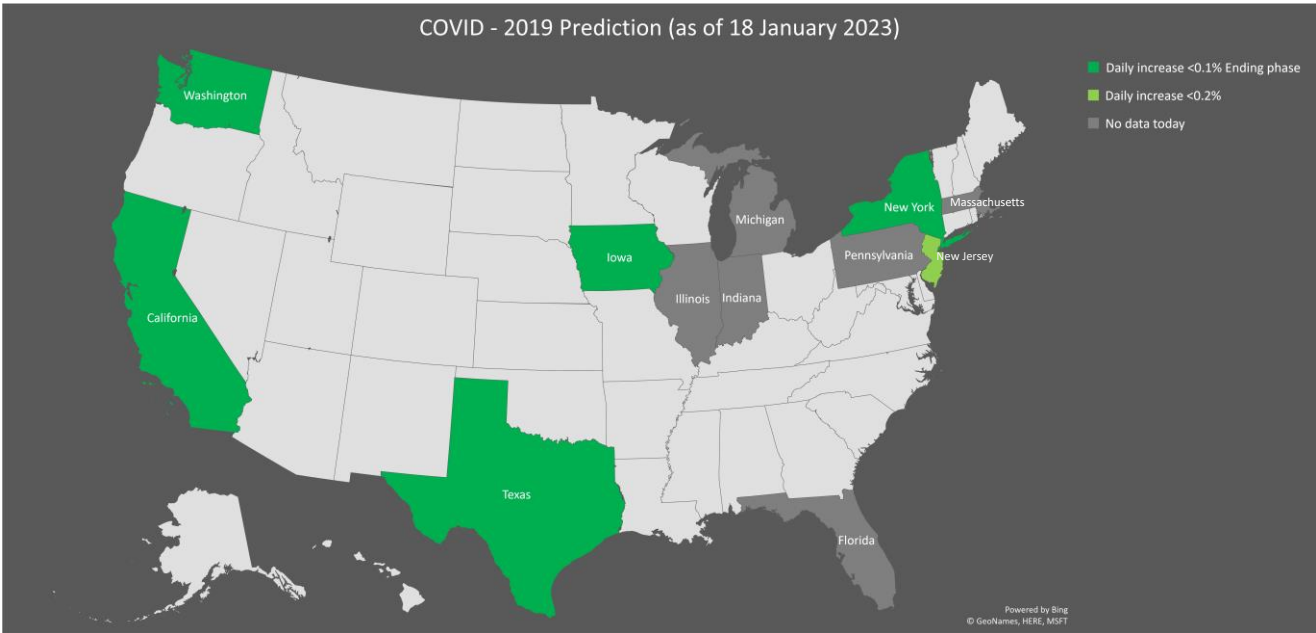
Countries	Total No. of cases	Nn/Nn-1	New cases/day	ANSO Member
Bangladesh	2,037,399	1.0000	22	✓
Nepal	1,001,068	1.0000	9	✓
Iran	7,562,998	1.0000	130	✓
Morocco	1,272,116	1.0000	26	✓
Pakistan	1,576,110	1.0000	24	✓
Denmark	3,172,109	1.0000	115	
Philippines	4,070,900	1.0000	174	
UAE	1,048,275	1.0001	57	
Norway	1,477,205	1.0001	77	
Indonesia	6,727,007	1.0001	339	
Saudi Arabia	827,488	1.0001	35	
Finland	1,449,745	1.0001	109	
Afghanistan	208,053	1.0001	22	
Sudan	63,725	1.0001	8	
Qatar	491,721	1.0002	77	
Sweden	2,690,473	1.0002	369	
Peru	4,477,064	1.0002	941	
Singapore	2,213,091	1.0002	407	
United States	103,701,168	1.0004	26157	
Russia	21,870,422	1.0005	5478	✓
France	39,467,281	1.0006	5894	✓
Chile	5,093,902	1.0006	3019	✓
South Africa	4,052,988	1.0008	874	
Germany	37,649,808	1.0011	12001	
Brazil	36,697,084	1.0023	14285	✓
South Korea	29,898,142	1.0032	36908	
Japan	31,722,918	1.0134	125108	
Mexico	7,315,454	xx	xx	✓
Thailand	4,725,885	xx	xx	✓
Canada	4,524,782	xx	xx	
New Zealand	2,157,933	xx	xx	✓
Uruguay	1,029,564	xx	xx	✓
Kuwait	662,858	xx	xx	
Australia	11,247,412	xx	xx	
India	44,681,884	xx	xx	✓
Belgium	4,686,147	xx	xx	✓
Honduras	469,724	xx	xx	
Switzerland	4,384,899	xx	xx	
Spain	13,711,251	xx	xx	
Nigeria	266,463	xx	xx	
Colombia	6,349,971	xx	xx	
China	1,837,279	xx	xx	✓
Oman	399,154	xx	xx	
Iraq	2,465,545	xx	xx	
Argentina	10,024,095	xx	xx	✓
Italy	25,363,742	xx	xx	✓
UK	24,243,393	xx	xx	
Turkey	17,042,722	xx	xx	✓
Belarus	994,037	xx	xx	✓
Egypt	515,645	xx	xx	✓

Updated on 19 January 2023



Rc > 3% Very good control	Daily increase <0.1% Ending phase
Rc < 3% Good control	Daily increase <0.2%
Rc < 2% Good control	Daily increase <0.5%
Rc < 1.5% Quite good control	Daily increase <1%
Rc < 1.25% Normal control	Daily increase <2%
Rc < 1% Less than normal control	Daily increase <3%
Rc < 0.75% Severe bad Evolution	No data today
Rc < 0.5% Not yet controlled	

Province/City	Total No. of cases	Nn/Nn-1	Number of Daily N
Taiwan	9,297,416	1.0020	18414
Hong Kong	2,807,935	1.0047	4015



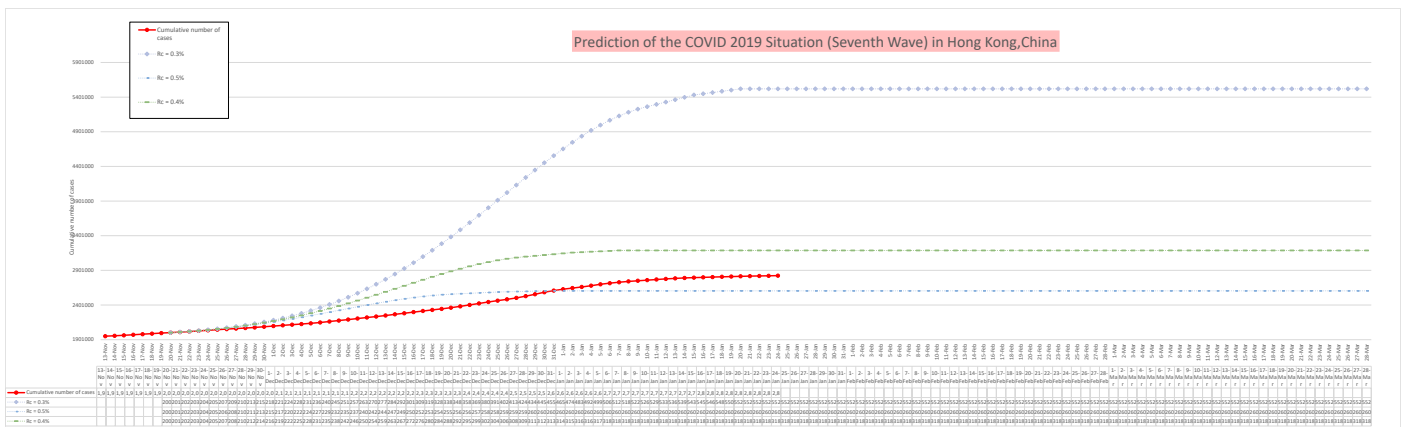
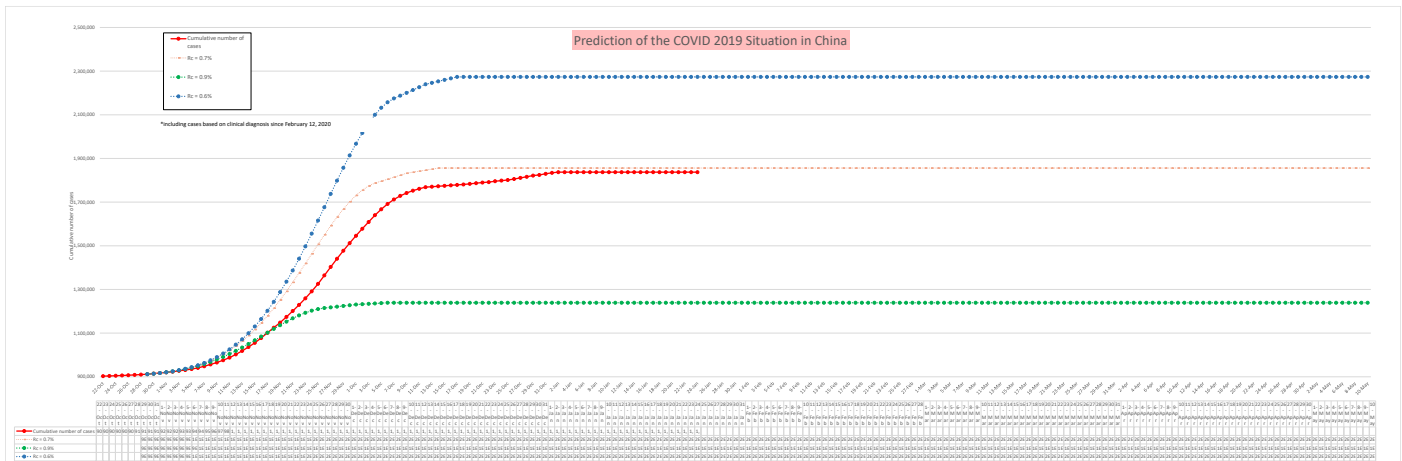
States	Total No. of cases	Nn/Nn-1	New cases/day
California	11,929,939	1.0002	1454
Iowa	1,033,677	1.0002	217
Washington	1,899,401	1.0004	700
Texas	8,290,576	1.0007	3878
New York	6,838,700	1.0008	3242
New Jersey	2,976,788	1.0011	2325
Florida	7,393,406	xx	xx
Pennsylvania	3,447,091	xx	xx
Michigan	3,017,948	xx	xx
Massachusetts	2,178,027	xx	xx
Indiana	2,010,174	xx	xx
Illinois	3,969,832	xx	xx

Daily update based on the prediction method developed by Prof. Jian LU of the City University of Hong Kong (published on 23 March 2020 on medRxiv, access via the QR



Data sources:

- China
 - Beijing
 - Hong Kong
- South Korea
- Japan
- Philippines
- Singapore
- Bangladesh
- Afghanistan
- India
- Indonesia
- Iran
- Oman
- Qatar
- Pakistan
- Russia
- Saudi Arabia
- Kuwait
- Turkey
- UAE
- Australia
- New Zealand
- Sudan
- Egypt
- South Africa
- Argentina
- Brazil
- Colombia
- Chile
- Honduras
- Peru
- Canada
- USA
 - Florida
 - Illinois
 - Indiana
 - Iowa
 - Massachusetts
 - Michigan
 - New Jersey
 - New York
 - Pennsylvania
 - Texas
 - Washington
- Mexico
- Belgium
- Belarus
- France
- Germany
- Italy
- Spain
- Switzerland
- UK
- Denmark
- Finland
- Norway
- Sweden



<https://www.worldometers.info/coronavirus/> (for countries except China)

http://www.nhc.gov.cn/xcs/xxgzbd/gzbd_index.shtml (for China)

